

CARDINAL DISTRICT ROUNDTABLE

May 6, 2021

ZOOM Meeting

One more
ZOOM RT



Prepared. For Life.®

Roundtable Welcoming Rules

MORE THAN EVER - YOU MAKE A DIFFERENCE!

Let us know what information and topics you would like to see covered.

Let us know if you would like to present or know of a potential speaker.



Prepared. For Life.®

Roundtable Agenda

General Session: 7:00 PM

Opening / Welcome

District Key 3 Comments

District Commissioner Corner

District Committee Chair Corner

Family Scouting Executive Corner

Program Update

Training Update

Advancement Update

Safety Moment: Aquatics Safety

General Session: Updating BeAScout.org Pin





Prepared. For Life.®

District Social Media

District Website

<https://cardinal.ocscouts.org/>

District Facebook Page

Cardinal District, Occoneechee Council, BSA

NOTE: Former BRD and CW District Website and Facebook pages have been archived 1 May!



Prepared. For Life.®

District Commissioner Update



Questions:
Scott Fedorchak
frodo06@aol.com



Prepared. For Life.®

District Status

We have finished re-Charter

Current District strength is 70 units

(26 Cub Scout, 35 Scout BSA, 7 Crews, 1 Ship and 1 Post)

Please continue to track the YPT status of Scouters. Our goal is 100% current YPT

Re-Charter window for Merit Badge Counselors, NOVA Mentors and SUPERNOVA Counselors closed 30 April

We are working on adding several new units this year

T-232G

T-444G Fuquay Varina

Ship 380

Three new Scouts BSA female Troops and one Explorer Post are in the planning stage



District Commissioner Topics

Several units are getting ready to rotate Key 3 positions over the next several months.

Please get the applications in to make changes

As we get ready for the summer:

Make sure that your unit “pin” in BeAScout.org is updated

We have several District wide recruiting events currently planned

Now is the time to start planning your unit Fall recruiting activities

Merging multiple BSA Member IDs

Coronavirus Update



Coronavirus Phase 3 Activities Update

Effective **28 April**, the state of North Carolina and Occonechee Council will continue in Phase 3

Indoor meetings now limited to **100** individuals

Outdoor meetings limited to **200** individuals

The masking requirement has been lifted for outdoor events

Observe social distancing and sanitation requirements

Individuals not feeling well should not attend meetings

Anticipating the next change in guidance on or about 1 June

Follow the guidance directed by your local authorities and Charter Organization!



District Chairman Update



Questions:
Neil Smith
mneilsmithlaw@gmail.com



Prepared. For Life.®

District Chairman Update

8 May District Committee Training Workshop

Location: Twin Oaks Camping

2224 Joel Johnson Rd, Lillington NC

Registration starts at 7:30



Family Scouting Executive Update



VENTURING • BSA



Questions:

Tyler.Perkinson@scouting.org



Prepared. For Life.®

District Family Scouting Executive

Charter Organization Meetings

Cub Scout recruiting events

Camp Cards

IMP'S (Individual Membership Plans/Surveys)



Program



Vice Chairman Program:
Glen Traylor
trusguy@gmail.com



Prepared. For Life.®

District Program Updates

22-24 Oct 21 **District Spook-o-ree (Tentative)**
Camp Durant



Cub Scouts



Prepared. For Life.®

District and Council Events: Cub Scouts

5 Jun 21 **Cub Scout OA Day**

Camp Reeves Registration Link is on Council website:

https://ocscouts.org/event/cub-scout-oa-day-2021/?instance_id=4854

17 - 19 Jun 21 **Cub Scout Summer Camp**

Camp Durant Registration Link is on Council website:

[Cub Scout Summer Camp | Boy Scouts of America \(ocscouts.org\)](#)

22 - 24 Oct 21 **Cardinal District Spook-o-ree**

Camp Durant



District and Council Events: Scouts BSA, Venture & Sea Scouts

15 - 17 Oct 21

**Jamboree on the Air (JOTA)
Jamboree on the Internet (JOTI)**

24-26 Sep 21

Camp Durant

Davy Jones Locker



Prepared. For Life.®

Scouts, BSA Merit Badge Colleges

None Scheduled at this time



TRAINING



Registered New Leaders?

- 1) *Every Scout deserves a trained leader*
- 2) *BSA guidelines are that Scouters should be trained within 90 days of joining the unit*
- 3) *Does your Unit have a Plan and Schedule to complete TRAINING?*
- 4) *When was the last time your Unit conducted an assessment to determine training needs?*
 - A) Youth Protection Training 2.0
 - B) Training for new and existing leaders



District and Council Training Events: Cub Scout Leaders

5 Jun 21* **Cardinal District Position Specific Training***

Apex Jaycee Park

We need additional instructors for the event

Registration Link will be on District website:

6 Nov 21 **University of Scouting**

Format & location TBD



Scouts, BSA Youth Training

25-30 Jul 21

NYLT

Camp Durant

Registration Link is on Council website:

[National Youth Leader Training \(NYLT\) | Boy Scouts of America \(ocscouts.org\)](#)

Council Training Committee is looking for both staff and participants



District and Council Training Events: Scouts BSA

5 Jun 21* Cardinal District Position Specific Training*

Apex Jaycee Park

We need additional instructors for the event

Registration Link will be on District website:

10-12 Sep 21 Woodbadge Weekend 1 (Full)

Camp Durant Registration Link is on Council website:

[Woodbadge Weekend 1 of 2 | Boy Scouts of America \(ocscouts.org\)](https://www.ocscouts.org/woodbadge-weekend-1-of-2)

1-2 Oct 21 Woodbadge Weekend 2 (Full)

Camp Durant

6 Nov 21 University of Scouting

Format & location TBD



Other Council Training Events

7-9 May 21 Whitewater Training

Location TBA

[Registration Link through Tentaroo is on Council website](#)

20 May 21 First Aid/CPR/AED (6:00-8:00 and 8:00-10:00)

Location Camp Durant

[Registration Link through Tentaroo is on Council website](#)

21-23 May 21 Wilderness First Aid Training

Location Camp Durant

[Registration Link through Tentaroo is on Council website](#)

22 May 21 National Short Term Camping School

Location Camp Durant

[Registration Link through Tentaroo is on Council website](#)



Other Council Training Events

1-3 Oct 21 COPE/Climbing Instructor

Location Camp Durant

[Registration Link through Tentaroo is on Council website](#)



ORDER OF THE ARROW



Ilaou Machque Chapter Meeting

Thursday May 27, 7:00 – 8:00 PM

American Legion Post 116, 6400 Johnson Pond Rd, Fuquay-Varina

Questions:

Sam Deshong

samdeshong@gmail.com

Netami Chapter Meeting

Thursday, May 13 6:30 – 8:00 pm

Questions:

Donna Dragon

okdragon204@outlook.com



Prepared. For Life.®

Order of the Arrow Events

20 Mar 21

Camp Durant

OA Webelos Day Postponed

14-16 May 21

Camp Durant

OA Pow Wow

20-21 Aug 21

Camp Durant

OA Trade-o-ree

17-19 Sep 21

Camp Durant

Fall Fellowship

16-17 Oct 21

Camp Durant

OA Vigil Gathering



Order of the Arrow Events (continued)

19 Nov 21

TBD

OA LEC

20 Nov 21

TBD

OA LLD

TBD

TBD

OA Banquet



Advancement & Recognition



Questions:
Tom Allen
ellenandtomjr@nc.rr.com



Prepared. For Life.®

Advancement

- **Committees in the Advancement & Recognition Area**
- **Eagle Committee As of 5/4/2021**
 - ***33 Eagle Scouts Recommended***
 - ***26 Eagle Projects approved***
 - ***2 Quartermaster Awards***



Safety Moment

Aquatics Safety



Aquatics Safety

Since the inception of Scouting, learning to swim and engaging in aquatics activities have been core to the program. More than 1.5 million aquatics-related merit badges have been earned by Scouts BSA since 2009. The BSA has also been a leader in promoting and providing training in aquatics safety. For at least 80 years, checklists have been in place to make sure those aquatic experiences are positive ones. Back in the 1940s there was the seven-defense method, a precursor to today's Safe Swim Defense.



Aquatics Safety

- Take Scouts near any body of water; whether it's a pool, lake, river, or ocean, and they have a natural desire to go swimming. Once a Scout has learned how to swim, they naturally want to progress into other aquatics activities, including sailing, rowing, canoeing, and rafting. There are plenty of [age-appropriate aquatics activities](#).
- But before that swim or row, we want everyone to have a plan and be on the same page when it comes to aquatics safety in the BSA program. The two key training prerequisites are Safe Swim Defense and Safety Afloat. These are not learn-to-swim or learn-to-paddle courses; they are the BSA way to conduct a safe and fun aquatics program.



Aquatics Safety

- Both courses can be found on [my.Scouting.org](https://my.scouting.org) and taken online anytime. All leaders are encouraged to take the training and at least *one adult* needs the training when unit aquatics activities are conducted. Upon course completion, leaders should be able to understand the key points of each program.
- **Safe Swim Defense** (26 min) is designed for all swimming activities and is valid for two years from completion of training. Qualified supervision, personal health review, safe area, response personnel, lookout, ability groups, buddy system, and discipline make up the eight points of the BSA's Safe Swim Defense.
- **Safety Afloat training** (22 min) is designed for all authorized boating activities* and is valid for two years from completion of training. Qualified supervision, personal health review, swimming ability, life jackets, buddy system, skill proficiency, planning, equipment, and discipline make up the nine points of the BSA's Safety Afloat.

*rowing, canoeing, sailing, boardsailing, motor boating, waterskiing, rafting, tubing, kayaking, and surfboarding.



Aquatics Safety

- Many camps and council aquatics committees offer these basic courses in person, in addition to higher level skill courses for unit leadership including Aquatics Supervision: Swimming & Water Rescue and Paddle Craft Safety. Should older youth or leadership wish to further hone their lifesaving skills, BSA Lifeguard certification is available.
- Last check: Are your planned activities age appropriate as listed in the *Guide to Safe Scouting*?

For Example: Cub Scouts cannot raft or float on moving water



Aquatics Safety

Additional Resources

Safety Afloat training and Safe Swim Defense training at [My.Scouting](#)

[*Aquatics Supervision: A leader's guide to youth swimming and boating activities*](#)

[*Canoeing, Kayaking, Lifesaving, Motorboating, Rowing, Scuba Diving, Small-Boat Sailing, Swimming, Water Sports, and Whitewater*](#) merit badge pamphlets



General Session

Updating Unit Pins
BeAScout.org



Updating BeAScout.org

**BSA BeAScout.org is your
unit 24/7 recruiting plan on
the Internet**



Updating BeAScout.org

For parents and youth looking for a Scouting experience (either new or returning to Scouting), it is one of the fastest ways for them to locate Scouting units near them

It is essential that your unit “pin” is active and has current contact information that you want to share with prospective Scouters



BeAScout.org

The screenshot shows a web browser window with the URL <https://beascout.scouting.org>. The page features a large background image of people in canoes on a river. A central overlay box titled "FIND SCOUTING NEAR YOU" contains a search input field labeled "Enter ZIP Code" with a location pin icon. Below the input field is a link: "Click here for the BSA outside the U.S.". The overlay lists five scouting options:

- Cub Scouts**: Youth grades K-5
- Scouts BSA**: Youth 11-17 years old
- Venturing**: Co-ed 14-20 years old
- Sea Scouts**: Co-ed 14-20 years old
- STEM Scouts**: Co-ed Grades 3-8

A red button labeled "Find and Apply" is positioned at the bottom of the overlay. Below the overlay, the text "4 Steps to Join Scouting" is visible. The browser's taskbar at the bottom shows the Windows logo, a search bar with "Type here to search", and various application icons. The system tray on the right indicates the time is 2:40 PM on 4/26/2021.



Prepared. For Life.®

BeAScout.org

Once an individual enters their zip code and unit type, the next screen displays the Scouting unit “pins” that are closest by distance to the zip code

Units will be arranged by distance with links that you provide for additional information.

This unit “pin” information is updated through MyScouting.org



BeAScout.org

www.BeAScout.org - Bing x Scouting units near you | Boy Sc... x +

https://beascout.scouting.org/list/?zip=27501&program%5B%5D=pack

BOY SCOUTS OF AMERICA Occonechee Council 421 EN - English

List View Map View Search within results 27501 EDIT

Filter Results by

Program

- Cub Scouts**
Youth grades K-8
 - Every Unit
 - Boy Pack
 - Girl Pack
 - Dens for Boys or Girls
 - Packs coming soon
- Scouts BSA**
Youth 11-17 years old
- Venturing**
Co-ed 14-20 years old
- Sea Scouts**
Co-ed 14-20 years old
- STEM Scouts**
Co-ed Grades 5-8

Application

- Apply Online

Distance

- 10 miles
- 20 miles

Show Results

9 Units found near this ZIP Code

1 ... **Pack 0125 Angier Methodist Men** 2.7 miles

PO Box 100
278 S. Wilma Street
Angier NC 27501

Contact: Christopher Hermann
Phone: (919) 744 - 7744
Email: cubmaster125@gmail.com

Boy Pack

Angier United Methodist Church on Mondays at 7pm We follow the Harnett County School calendar for meetings. No School = No Scouts

Request More Information

2 ... **Pack 0210 Providence Presbyterian Church** 5.5 miles

14664 NC 210 Hwy
Angier NC 27501

Contact: William Young
Website: <http://www.pack210.scoutlander.com>

Boy Pack

Online Registration available for this unit.

Request More Information APPLY NOW

Type here to search 2:43 PM 4/26/2021



Prepared. For Life.®

BeAScout.org

They can either request additional information or complete an on-line application to join the unit.

Again, this unit “pin” information and options are updated through MyScouting.org



Updating BeAScout.org

To update your unit “pin” one of the unit Key 3 (unit leader, committee chair or Charter Organization Representative or designated Key 3 Delegate) must log on to their My.Scouting.org account



Updating BeAScout.org

Once you login to My.Scouting.org, use the drop menu to select your unit

The screenshot shows the My.Scouting.org dashboard. The browser address bar displays 'my.scouting.org/dashboard-legacy'. The page header includes the 'myScouting' logo and the tagline 'Empowering you to deliver the Scouting program.' A user profile for 'Welcome Scott Fedorchak' is visible in the top right. On the left side, a navigation menu is displayed, with the 'Menu' button at the top circled in red. Below the menu, there are sections for 'My Training', 'My Profile', 'Manage Member ID', 'My Account', 'My Application', 'My Recent Tools', 'BSA Web Links', 'Cardinal 01 - Southern SA01', 'Pack 0125 - Sandhills 03', 'Trained Leader Report', 'YPT Reports', 'Sandhills 03 - Northern SA02', and 'Resources'. The main content area features a 'Welcome' message, a 'Youth Protection' section with logos for 'SCOUTS BSA' and 'VENTURING', a 'BSA LEARN CENTER' section with 'CLICK HERE TO ACCESS POSITION SPECIFIC TRAINING', and an 'EXPLORING' section with 'CLICK HERE TO ACCESS EXPLORING TRAINING'. The Windows taskbar at the bottom shows the search bar and various application icons, with the system clock indicating 2:54 PM on 4/26/2021.



Prepared. For Life.®

Updating BeAScout.org

Once you select your unit, use the drop down menu to select Organization Manager

The screenshot shows the myScouting dashboard interface. On the left, a vertical menu lists various tools. The 'Roster' option is circled in red. The main content area displays a welcome message and several promotional banners for Youth Protection, BSA Learn Center, and Exploring training. The Windows taskbar at the bottom shows the system time as 3:08 PM on 4/26/2021.



Prepared. For Life.®

Updating BeAScout.org

From Organization Manager screen, select unit pin

The screenshot shows the 'my.Scouting | Organization Manager' interface for 'Cardinal 01'. The left sidebar contains a logo, the name 'Cardinal 01', and a list of links: 'Unit Pin' and 'Roster'. The 'Roster' link is circled in red. The main content area displays 'Key Three Information' with the following details:

District Chairman	District Commissioner	District Executive
Marvin Smith mnelsmithlaw@gmail.com	Scott Fedorchak frodo06@aol.com	Erin Zeek erin.zeek@scouting.org

At the bottom of the page, there are links for 'Contact' and 'Terms & Conditions'. The Windows taskbar at the bottom shows the time as 2:59 PM on 4/26/2021.



Prepared. For Life.®

Updating BeAScout.org

This is the top of your unit pin that will display

The screenshot displays the 'my.Scouting | Organization Manager' interface for 'Pack 0320 Fuquay Varina United Methodist Church'. The page is divided into several sections:

- Unit Information:** Includes 'Pin Mode' (radio buttons for 'Only Allow the Council to Update Pin Information' and 'Allow Units to Update Pin Information'), 'Appear on BeAScout:' (toggle), and 'Allow People to Apply Online:' (toggle).
- Contact Information:** Lists 'Contact Person: Courtney Trujillo', 'Phone: (919) 632-0405', and 'Email: cspack320fvcc@gmail.com'.
- Unit Website:** A text input field containing 'fuquayvarina320.mypack.us'.
- Additional Unit Information:** A text area containing 'Pack 320 is offering in-person and virtual meeting options for all Ranks.'
- Unit Pin Preview:** Shows a preview of the unit pin with the following details:
 - Unit Name:** Pack 0320 Fuquay Varina United Methodist Church
 - Address:** 100 S. Judd Parkway SE, Fuquay Varina NC, 27526
 - Contact:** Courtney Trujillo
 - Email:** cspack320fvcc@gmail.com
 - Website:** fuquayvarina320.mypack.us
 - Dens:** Dens for Boys or Girls
 - Registration:** Online Registration available for this unit.
 - Meeting Options:** Pack 320 is offering in-person and virtual meeting options for all Ranks.
- Fields to Display on Unit Pin:** A list of fields with toggle switches:
 - Unit Meeting Address:
 - Contact Person's Name:
 - Phone Number:
 - Contact Email:
 - Unit Website:
 - Additional Unit Information:



Prepared. For Life.®

Updating BeAScout.org

This is the bottom of your unit pin that will display

The screenshot shows a web browser window with the URL `my.scouting.org/D25AF877-TAEC-4D44-886C-DOF208961BE2/organization-manager/unit-pin?orgNavPath=2D19908F-DD76-4BB4-9653-4E74E1830E5D`. The page is for Pack 0320, featuring a yellow header with the pack logo and name. A sidebar on the left lists navigation options: Unit Pin, Roster, and Reports. The main content area is titled "Unit Meeting Address" and includes a text box with the message: "Pack 320 is offering in-person and virtual meeting options for all Ranks." To the right, there are three toggle switches for "Contact Email:", "Unit Website:", and "Additional Unit Information:", all of which are currently turned on. The "Unit Meeting Address" section contains several input fields: "Address Line 1:" with the value "100 S. Judd Parkway SE", "Address Line 2:" (empty), "City:" with the value "Fuquay Varina", "State/Region:" with a dropdown menu set to "NC", and "ZIP Code:" with the value "27526". A blue "LOCATE" button is positioned below these fields. To the right of the form is a map showing the location of the address in Fuquay Varina, NC, with a blue pin marker. A "SAVE" button is located at the bottom center of the form area. The Windows taskbar at the bottom shows the system time as 3:03 PM on 4/26/2021.



Prepared. For Life.®

Updating BeAScout.org

Make sure your unit pin is **ACTIVE!**

The screenshot displays the 'my.Scouting | Organization Manager' interface for Pack 0320 Fuquay Varina United Methodist Church. The page is divided into several sections:

- Unit Information:** Contains settings for 'Pin Mode' (radio buttons for 'Only Allow the Council to Update Pin Information' and 'Allow Units to Update Pin Information'), 'Appear on BeAScout:' (checked), and 'Allow People to Apply Online:' (checked and circled in red). It also includes 'Contact Information' for Courtney Trujillo and a 'Unit Website' field with the URL 'fuquayvarina320.mypack.us'.
- Unit Pin Preview:** Shows the unit's logo, name, address (100 S. Judd Parkway SE, Fuquay Varina NC, 27526), contact details (Courtney Trujillo, cspack320fvcc@gmail.com, fuquayvarina320.mypack.us), and registration status (Online Registration available for this unit). It includes buttons for 'Request More Information' and 'Apply Now'.
- Fields to Display on Unit Pin:** A list of fields with toggle switches: 'Unit Meeting Address' (checked), 'Contact Person's Name' (checked), 'Phone Number' (unchecked), 'Contact Email' (checked), 'Unit Website' (checked), and 'Additional Unit Information' (checked).



Prepared. For Life.®

Updating BeAScout.org

You can elect to do on-line applications.

The screenshot displays the my.Scouting Organization Manager interface for Pack 0320 Fuquay Varina United Methodist Church. The interface is divided into several sections:

- Unit Information:** Includes options for Pin Mode (Only Allow the Council to Update Pin Information or Allow Units to Update Pin Information), and toggle switches for 'Appear on BeAScout:' and 'Allow People to Apply Online:'.
- Contact Information:** Lists the Contact Person as Courtney Trujillo, with fields for Phone and Email. This section is circled in red.
- Unit Website:** Shows the website URL as fuquayvarina320.mypack.us.
- Additional Unit Information:** A text area containing the message: 'Pack 320 is offering in-person and virtual meeting options for all Ranks.'
- Unit Pin Preview:** Displays the pack name, address (100 S. Judd Parkway SE, Fuquay Varina NC, 27526), contact details (Courtney Trujillo, cspack320fvcc@gmail.com, fuquayvarina320.mypack.us), and a status indicator for 'Online Registration available for this unit.' It also includes 'Request More Information' and 'Apply Now' buttons.
- Fields to Display on Unit Pin:** A list of fields with toggle switches: Unit Meeting Address, Contact Person's Name, Phone Number, Contact Email, Unit Website, and Additional Unit Information.



Prepared. For Life.®

Updating BeAScout.org

The current unit information is displayed here

The screenshot displays the my.Scouting Organization Manager interface for Pack 0320 Fuquay Varina United Methodist Church. The interface is divided into several sections:

- Unit Information:** Contains settings for Pin Mode (radio buttons for "Only Allow the Council to Update Pin Information" and "Allow Units to Update Pin Information"), "Appear on BeAScout:" (toggle), and "Allow People to Apply Online:" (toggle). It also includes contact information for Courtney Trujillo (Phone: (919) 632-0405, Email: cspack320fvcc@gmail.com) and the unit website (fuquayvarina320.mypack.us).
- Unit Pin Preview:** A red box highlights this section, which shows the unit's name, address (10 S. Judd Parkway SE, Fuquay Varina NC, 27526), contact information (Courtney Trujillo, cspack320fvcc@gmail.com, fuquayvarina320.mypack.us), and options for "Dens for Boys or Girls" and "Online Registration". It also includes buttons for "Request More Information" and "Apply Now".
- Fields to Display on Unit Pin:** A list of fields with toggle switches for visibility: Unit Meeting Address (checked), Contact Person's Name (checked), Phone Number (unchecked), Contact Email (checked), Unit Website (checked), and Additional Unit Information (checked).



Prepared. For Life.®

Updating BeAScout.org

To make changes in displayed information

The screenshot shows the my.Scouting Organization Manager interface for Pack 0320 Fuquay Varina United Methodist Church. The interface is divided into several sections:

- Unit Information:** Includes Pin Mode (radio buttons for "Only Allow the Council to Update Pin Information" and "Allow Units to Update Pin Information"), "Appear on BeAScout:" (toggle), "Allow People to Apply Online:" (toggle), and Contact Information (Contact Person: Courtney Trujillo, Phone: (919) 632-0405, Email: cspack320fvcc@gmail.com).
- Unit Pin Preview:** Shows the unit pin details, including the unit name, address (100 S. Judd Parkway SE, Fuquay Varina NC, 27526), contact information (Courtney Trujillo), email (cspack320fvcc@gmail.com), website (fuquayvarina320.mypack.us), and a note about online registration availability.
- Fields to Display on Unit Pin:** A list of fields with toggle switches to control their visibility on the unit pin. A red box highlights this section, which includes: Unit Meeting Address (checked), Contact Person's Name (checked), Phone Number (unchecked), Contact Email (checked), Unit Website (checked), and Additional Unit Information (checked).



Prepared. For Life.®

Updating BeAScout.org

Make sure your unit contact person is **correct!**

The screenshot shows the my.Scouting Organization Manager interface for Pack 0320 Fuquay Varina United Methodist Church. The interface is divided into several sections:

- Unit Information:** Includes Pin Mode (radio buttons for "Only Allow the Council to Update Pin Information" and "Allow Units to Update Pin Information"), "Appear on BeAScout:" (checkbox), and "Allow People to Apply Online:" (checkbox).
- Contact Information:** Shows "Contact Person: Courtney Trujillo" with a phone number "(919) 632-0405" and an email address "cspack320fvcc@gmail.com". An "Edit" link is visible below the contact information.
- Unit Website:** Shows the website "fuquayvarina320.mypack.us".
- Additional Unit Information:** A text area containing "Pack 320 is offering in-person and virtual meeting options for all Ranks."
- Unit Meeting Address:** A section at the bottom of the form.
- Unit Pin Preview:** Shows the unit's logo, name, address, contact information, and website. It also includes a "Request More Information" button, an "Apply Now" button, and a "Fields to Display on Unit Pin:" section with checkboxes for "Unit Meeting Address:", "Contact Person's Name:", "Phone Number:", "Contact Email:", "Unit Website:", and "Additional Unit Information:".



Prepared. For Life.®

Updating BeAScout.org

In “Unit Contact person”, some items to consider:

- Usually unit leader or committee chair
- Contact information for New Member Coordinator
- Make sure that is your current Unit Point of Contact
 - *Have had issues with emails going to individuals no longer associated with the unit (or Scouting)*
- Make sure that they check their email regularly
 - *Significant numbers of Scouters have “Scouting” that is not their regularly used contact email*
 - *This should be checked monthly at a minimum, preferably at least weekly*



Updating BeAScout.org

Make sure your unit website link is active and current

Unit Pin - My Scouting

Course Details Screen - BSA Lear

my.Scouting | Organization Manager

Welcome, Scott Fedorchak

Pack 0320 Fuquay Varina United Methodist Church

Unit Information

Pin Mode

Only Allow the Council to Update Pin Information

Allow Units to Update Pin Information

Appear on BeAScout:

Allow People to Apply Online:

Contact Information

Contact Person: Courtney Trujillo
Phone: (919) 632-0405
Email: cspack320fvcc@gmail.com

[Edit](#)

Unit Website

fuquayvarina320.mypack.us

Additional Unit Information

Pack 320 is offering in-person and virtual meeting options for all Ranks.

Unit Pin Preview

Pack 0320 Fuquay Varina United Methodist Church

100 S. Judd Parkway SE
Fuquay Varina NC, 27526

Contact: Courtney Trujillo
Email: cspack320fvcc@gmail.com
Website: fuquayvarina320.mypack.us

Dens for Boys or Girls

Online Registration available for this unit.

Pack 320 is offering in-person and virtual meeting options for all Ranks.

[Request More Information](#) [Apply Now](#)

Fields to Display on Unit Pin:

Unit Meeting Address:

Contact Person's Name:

Phone Number:

Contact Email:

Unit Website:

Additional Unit Information:

Unit Meeting Address



Prepared. For Life.®

Updating BeAScout.org

Any additional information that you want to appear

The screenshot displays the my.Scouting Organization Manager interface for Pack 0320 Fuquay Varina United Methodist Church. The interface is divided into several sections:

- Unit Information:** Includes Pin Mode (radio buttons for "Only Allow the Council to Update Pin Information" and "Allow Units to Update Pin Information"), "Appear on BeAScout:" (toggle), "Allow People to Apply Online:" (toggle), "Contact Information" (with fields for Contact Person, Phone, and Email), "Unit Website" (text input), and "Additional Unit Information" (text area).
- Unit Pin Preview:** Shows a preview of the unit pin with the pack name, address, contact information, website, and "Online Registration" status. It includes "Request More Information" and "Apply Now" buttons.
- Fields to Display on Unit Pin:** A list of fields with toggle switches: "Unit Meeting Address:", "Contact Person's Name:", "Phone Number:", "Contact Email:", "Unit Website:", and "Additional Unit information:". The "Unit Meeting Address:" field is highlighted with a red box.



Prepared. For Life.®

Updating BeAScout.org

In “Additional Information”, some items to consider:

- Unit meeting dates and times
- Additional unit fees (if any)
- Facebook or other social media pages
- Changes to current meetings or events based on COVID or weather (location, masking, etc..)
- Upcoming unit events (camping trips, hikes, summer camps, etc..)
- Contact information for New Member Coordinator

This is your chance to make a favorable first impression

Make sure information is current



Updating BeAScout.org

Make sure your meeting location is correct!

This is essential if you meet at a different location from your Charter Organization Address

Unit Pin - My Scouting

Course Details Screen - BSA Leader

my.scouting.org/D25AF877-7AEC-4D44-866C-D0F208961BE2/organization-manager/unit-pin?orgNavPath=2D19908F-DD76-48B4-9653-4E74E1B30E5D

Pack 0320

Pack 320 is offering in-person and virtual meeting options for all Ranks.

Contact Email:

Unit Website:

Additional Unit Information:

Unit Meeting Address

Address Line 1:
100 S. Judd Parkway SE

Address Line 2:
Address Line 2

City:
Fuquay Varina

State/Region:
NC

ZIP Code:
27526

LOCATE

Map data ©2021 Terms of Use Report a map error

Unit Pin

Roster

Reports

Type here to search

3:03 PM 4/26/2021



Prepared. For Life.®

Updating BeAScout.org

If you make address changes, make sure you re-locate!

The screenshot shows the BeAScout.org organization manager interface. The left sidebar displays the Pack 0320 logo and navigation options: Organization Manager, Unit Pin, Roster, and Reports. The main content area is titled 'Unit Meeting Address' and contains the following fields:

- Address Line 1: 100 S. Judd Parkway SE
- Address Line 2: Address Line 2
- City: Fuquay Varina
- State/Region: NC
- ZIP Code: 27526

A map to the right of the address fields shows the location in Fuquay Varina, NC. A blue location pin is placed on the map. Below the map is a 'LOCATE' button. At the bottom of the page, there is a 'SAVE' button. A red box highlights the 'LOCATE' button in the Windows taskbar.



Prepared. For Life.®

Updating BeAScout.org

If you make any pin changes, make sure you save!

The screenshot shows a web browser window with the URL `my.scouting.org/94898B52-E827-4F5D-A712-978DF4037EF3/organization-manager/unit-pin?orgNavPath=2D1990BF-DD76-4BB4-9653-4E74E1B30E5D`. The page displays the BSA logo and "Troop 0320". A text box contains the message: "continually serving Fuquay-Varina since 1976. We meet on Monday nights starting at 7:30". The "Unit Meeting Address" section includes the following fields:

- Address Line 1:
- Address Line 2:
- City:
- State/Region:
- ZIP Code:

A "LOCATE" button is positioned below the address fields. To the right is a map showing the location in Fuquay-Varina, NC, with a blue pin. A "SAVE" button is located at the bottom of the form. The Windows taskbar at the bottom shows the time as 3:25 PM on 4/26/2021.



Prepared. For Life.®

Updating BeAScout.org

Follow Up on leads!

- Unit inquiries will show up in Invitation Manager (My.Scouting.org)
- On-line application will show up in Application Manager (My.Scouting.org)
 - *Unit can elect to do on-line applications for youth and Adults. The unit must approve application within a defined time period (7 days)*
 - *CORs must approve on-line adult applications within 72 hours. After that, adult applications go to Council for approval*

Designated unit contact person should get daily alerts when new activity occurs



Breakout Sessions



Prepared. For Life.®

Scouts BSA Breakout Room

Topics:

- 1) Order of Arrow Information
- 2) Advancement and Eagle Information
- 3) General Discussion: Troops, Crews, Ships
 - (1) Pioneering Merit Badge
 - (2) Units Share Pioneering Merit Badge Experiences



NEXT ROUNDTABLE

Council Roundtable

June 10, 2021

Opening: 7:00pm
Breakout: 7:30pm



Prepared. For Life.®

General Session

Updating BeAScout.org “Pin”



Updating BeAScout.org

**BSA BeAScout.org is your
unit 24/7 recruiting plan on
the Internet**



Updating BeAScout.org

For parents and youth looking for a Scouting experience (either new or returning to Scouting), it is one of the fastest ways for them to locate Scouting units near them

It is essential that your unit “pin” is active and has current contact information that you want to share with prospective Scouters



BeAScout.org

The screenshot shows the BeAScout.org website in a browser window. The browser's address bar displays "https://beascout.scouting.org". The website header includes the Boy Scouts of America logo and the text "BOY SCOUTS OF AMERICA" on the left, and a language selector "EN - English" on the right. The main content area features a large background image of people canoeing on a river, with a "SCOUT ME IN" graphic overlaid. A central white box titled "FIND SCOUTING NEAR YOU" contains a search input field labeled "Enter ZIP Code" with a location pin icon. Below the input field is a link: "Click here for the BSA outside the U.S.". Five categories of scouting are listed in a grid:

- Cub Scouts**: Youth grades K-5
- Scouts BSA**: Youth 11-17 years old
- Venturing**: Co-ed 14-20 years old
- Sea Scouts**: Co-ed 14-20 years old
- STEM Scouts**: Co-ed Grades 3-8

A red button labeled "Find and Apply" is positioned at the bottom of the search box. Below the search box, the text "4 Steps to Join Scouting" is visible. The Windows taskbar at the bottom shows the search bar with "Type here to search", several application icons, and the system tray with the time "2:40 PM" and date "4/26/2021".



Prepared. For Life.®

BeAScout.org

Once an individual enters their zip code and unit type, the next screen displays the Scouting unit “pins” that are closest by distance to the zip code

Units will be arranged by distance with links that you provide for additional information.

This unit “pin” information is updated through MyScouting.org



BeAScout.org

www.BeAScout.org - Bing | Scouting units near you | Boy Sc

https://beascout.scouting.org/list/?zip=27501&program%5B%5D=pack

BOY SCOUTS OF AMERICA | Occaneechee Council 421 | EN - English

List View | Map View | Search within results | 27501 | EDIT

Filter Results by

Program

- Cub Scouts**
Youth grades K-5
 - Every Unit
 - Boy Pack
 - Girl Pack
 - Den's for Boys or Girls
 - Packs coming soon
- Scouts BSA**
Youth 11-17 years old
- Venturing**
Co-ed 14-20 years old
- Sea Scouts**
Co-ed 14-20 years old
- STEM Scouts**
Co-ed Grades 3-5

Application

- Apply Online

Distance

- 10 miles
- 20 miles

Show Results

9 Units found near this ZIP Code

1 ... **Pack 0125 Angier Methodist Men** 2.7 miles

PO Box 100
278 S. Wilma Street
Angier NC 27501

Contact: Christopher Hermann
Phone: (919) 744 - 7744
Email: cubmaster125@gmail.com

Boy Pack

Angier United Methodist Church on Mondays at 7pm We follow the Harnett County School calendar for meetings. No School = No Scouts

Request More Information

2 ... **Pack 0210 Providence Presbyterian Church** 5.5 miles

14664 NC 210 Hwy
Angier NC 27501

Contact: William Young
Website: <http://www.pack210.scoutlander.com>

Boy Pack

Online Registration available for this unit.

Request More Information | APPLY NOW



Prepared. For Life.®

BeAScout.org

They can either request additional information or complete an on-line application to join the unit.

Again, this unit “pin” information and options are updated through MyScouting.org



Updating BeAScout.org

To update your unit “pin” one of the unit Key 3 (unit leader, committee chair or Charter Organization Representative or designated Key 3 Delegate) must log on to their My.Scouting.org account



Updating BeAScout.org

Once you login to My.Scouting.org, use the drop menu to select your unit

The screenshot shows the My.Scouting.org dashboard. At the top left, the 'Menu' dropdown is highlighted with a red circle. The dashboard includes a navigation sidebar with options like 'My Training', 'My Profile', 'Manage Member ID', 'My Account', and 'My Application'. The main content area features a 'Welcome Scott Fedorchak' message, a 'My Recent Tools' section listing units like 'Cardinal 01 - Southern SA01' and 'Pack 0125 - Sandhills 03', and a 'Trained Leader Report' section. There are also promotional banners for 'Youth Protection', 'BSA Learn Center', and 'Exploring'.



Updating BeAScout.org

Once you select your unit, use the drop down menu to select Organization Manager

The screenshot shows the my.Scouting dashboard interface. The left-hand navigation menu is expanded, and the 'Organization Manager' option is highlighted with a red circle. The main content area displays various announcements and training resources. The top navigation bar includes the my.Scouting logo and a user profile icon for Scott Fedorchak. The dashboard header reads 'Empowering you to deliver the Scouting program.' The main content area features several sections: 'Extended:' with a notice about BSA online systems, 'Transfer between units using your My.Scouting account' with a description of the transfer process, and 'Organization and other My.Scouting Tools' with a link to the usage guide. On the right side, there are three promotional banners: 'Youth Protection in English or Spanish', 'BSA Learn Center' with links for 'SEA SCOUTS' and 'COMMISSIONERS', and 'EXPLORING' training resources.



Prepared. For Life.®

Updating BeAScout.org

From Organization Manager screen, select unit pin

The screenshot shows a web browser window with the URL `my.scouting.org/2d1990bf-dd76-4bb4-9653-4e74e1b30e5d/organization-manager/settings`. The page title is "my.Scouting | Organization Manager" and the user is logged in as "Welcome, Scott Fedorchak". The main content area is for "Cardinal 01" and includes a "SELECT ORG LEVEL" button. A "Key Three Information" section lists the following roles and contact details:

Role	Name	Contact
District Chairman	Marvin Smith	mnellsmithlaw@gmail.com
District Commissioner	Scott Fedorchak	frodo06@aol.com
District Executive	Erin Zeek	erin.zeek@scouting.org

In the left sidebar, the "Unit Pin" option is circled in red. Other options in the sidebar include "Roster" and "Reports". At the bottom of the page, there are links for "Contact" and "Terms & Conditions". The Windows taskbar at the bottom shows the time as 2:59 PM on 4/26/2021.



Prepared. For Life.®

Updating BeAScout.org

This is the top of your unit pin that will display

The screenshot displays the 'my.Scouting | Organization Manager' interface for Pack 0320 Fuquay Varina United Methodist Church. The page is divided into several sections:

- Unit Information:**
 - Pin Mode:** Radio buttons for 'Only Allow the Council to Update Pin Information' (unselected) and 'Allow Units to Update Pin Information' (selected).
 - Appear on BeAScout:** Toggle switch (checked).
 - Allow People to Apply Online:** Toggle switch (checked).
 - Contact Information:** Contact Person: Courtney Trujillo, Phone: (919) 632-0405, Email: cspack320fvcc@gmail.com. Includes an 'Edit' link.
 - Unit Website:** fuquayvarina320.mypack.us
 - Additional Unit Information:** Pack 320 is offering in-person and virtual meeting options for all Ranks.
- Unit Pin Preview:**
 - Unit Pin:** Pack 0320 Fuquay Varina United Methodist Church
 - Address:** 100 S. Judd Parkway SE, Fuquay Varina NC, 27526
 - Contact:** Courtney Trujillo
 - Email:** cspack320fvcc@gmail.com
 - Website:** fuquayvarina320.mypack.us
 - Dens for Boys or Girls:** (unselected)
 - Online Registration:** available for this unit.
 - Additional Info:** Pack 320 is offering in-person and virtual meeting options for all Ranks.
 - Buttons:** Request More Information, Apply Now
- Fields to Display on Unit Pin:**
 - Unit Meeting Address: (checked)
 - Contact Person's Name: (checked)
 - Phone Number: (unchecked)
 - Contact Email: (checked)
 - Unit Website: (checked)
 - Additional Unit Information: (checked)



Prepared. For Life.®

Updating BeAScout.org

This is the bottom of your unit pin that will display

The screenshot shows the 'Unit Meeting Address' section of the BeAScout.org interface. On the left, a yellow sidebar displays the Pack 0320 logo and navigation options: 'Unit Pin', 'Roster', and 'Reports'. The main content area includes a text box with the message: 'Pack 320 is offering in-person and virtual meeting options for all Ranks.' To the right, there are three toggle switches for 'Contact Email:', 'Unit Website:', and 'Additional Unit Information:', all of which are currently turned on. Below these, the 'Unit Meeting Address' section contains several input fields: 'Address Line 1' (filled with '100 S. Judd Parkway SE'), 'Address Line 2' (empty), 'City' (filled with 'Fuquay Varina'), 'State/Region' (a dropdown menu set to 'NC'), and 'ZIP Code' (filled with '27526'). A blue 'LOCATE' button is positioned below the ZIP code field. To the right of the form is a map showing the location of the address in Fuquay Varina, NC, with a blue location pin. At the bottom of the page, there is a 'SAVE' button. The browser's address bar shows the URL: 'my.scouting.org/D25AF877-7AEC-4D44-886C-D0F208961BE2/organization-manager/unit-pin?orgNavPath=2D19908F-DD76-4BB4-9653-4E74E1B30E5D'. The Windows taskbar at the bottom shows the time as 3:03 PM on 4/26/2021.



Prepared. For Life.®

Updating BeAScout.org

Make sure your unit pin is **ACTIVE!**

The screenshot shows the 'my.Scouting | Organization Manager' interface for 'Pack 0320 Fuquay Varina United Methodist Church'. The page is divided into several sections:

- Unit Information:** Contains 'Pin Mode' (radio buttons for 'Only Allow the Council to Update Pin Information' and 'Allow Units to Update Pin Information'), 'Appear on BeAScout:' (a toggle switch circled in red), and 'Allow People to Apply Online:' (a toggle switch).
- Contact Information:** Lists 'Contact Person: Courtney Trujillo', 'Phone: (919) 632-0405', and 'Email: cspack320fvcc@gmail.com'.
- Unit Website:** A text input field containing 'fuquayvarina320.mypack.us'.
- Additional Unit Information:** A text area containing 'Pack 320 is offering in-person and virtual meeting options for all Ranks.'
- Unit Pin Preview:** Shows the unit name, address ('100 S. Judd Parkway SE, Fuquay Varina NC, 27526'), contact details, and a status of 'Online Registration available for this unit.' It includes 'Request More Information' and 'Apply Now' buttons.
- Fields to Display on Unit Pin:** A list of fields with toggle switches: 'Unit Meeting Address', 'Contact Person's Name', 'Phone Number', 'Contact Email', 'Unit Website', and 'Additional Unit Information'.



Prepared. For Life.®

Updating BeAScout.org

You can elect to do on-line applications.

The screenshot shows the 'my.Scouting | Organization Manager' interface for Pack 0320 Fuquay Varina United Methodist Church. The interface is divided into several sections:

- Unit Information:** Contains settings for 'Pin Mode' (radio buttons for 'Only Allow the Council to Update Pin Information' and 'Allow Units to Update Pin Information'), 'Appear on BeAScout:' (toggle switch), and 'Allow People to Apply Online:' (toggle switch, circled in red). It also includes 'Contact Information' (Contact Person: Courtney Trujillo, Phone: (919) 632-0405, Email: cspack320fvcc@gmail.com) and 'Unit Website' (fuquayvarina320.mypack.us).
- Unit Pin Preview:** Shows the pack name, address (100 S. Judd Parkway SE, Fuquay Varina NC, 27526), contact information (Courtney Trujillo, cspack320fvcc@gmail.com, fuquayvarina320.mypack.us), and a green checkmark indicating 'Online Registration available for this unit.' Below this, it states 'Pack 320 is offering in-person and virtual meeting options for all Ranks.' and includes 'Request More Information' and 'Apply Now' buttons.
- Fields to Display on Unit Pin:** A list of fields with toggle switches: 'Unit Meeting Address' (checked), 'Contact Person's Name' (checked), 'Phone Number' (unchecked), 'Contact Email' (checked), 'Unit Website' (checked), and 'Additional Unit Information' (checked).



Prepared. For Life.®

Updating BeAScout.org

The current unit information is displayed here

The screenshot shows the my.Scouting Organization Manager interface for Pack 0320 Fuquay Varina United Methodist Church. The interface is divided into several sections:

- Unit Information:** Contains settings for Pin Mode (radio buttons for "Only Allow the Council to Update Pin Information" and "Allow Units to Update Pin Information"), "Appear on BeAScout" (toggle), and "Allow People to Apply Online" (toggle). It also includes a "Contact Information" section with fields for Contact Person, Phone, and Email, and an "Edit" link.
- Unit Website:** A text input field containing "fuquayvarina320.mypack.us".
- Additional Unit Information:** A text area containing the text: "Pack 320 is offering in-person and virtual meeting options for all Ranks."
- Unit Pin Preview:** A preview of the unit pin, highlighted with a red box. It displays the unit name, address, contact information, website, and registration status. Below the preview are "Request More Information" and "Apply Now" buttons.
- Fields to Display on Unit Pin:** A list of fields with toggle switches: Unit Meeting Address, Contact Person's Name, Phone Number, Contact Email, Unit Website, and Additional Unit Information.

The unit pin preview section, highlighted with a red box, contains the following information:

- Unit Name:** Pack 0320 Fuquay Varina United Methodist Church
- Address:** 100 S. Judd Parkway SE, Fuquay Varina NC, 27526
- Contact:** Courtney Trujillo
- Email:** cspack320fvcc@gmail.com
- Website:** fuquayvarina320.mypack.us
- Dens:** Dens for Boys or Girls
- Registration:** Online Registration available for this unit.
- Additional Info:** Pack 320 is offering in-person and virtual meeting options for all Ranks.



Updating BeAScout.org

To make changes in displayed information

The screenshot displays the 'my.Scouting | Organization Manager' interface for Pack 0320 Fuquay Varina United Methodist Church. The interface is divided into several sections:

- Unit Information:** Includes 'Pin Mode' (radio buttons for 'Only Allow the Council to Update Pin Information' and 'Allow Units to Update Pin Information'), 'Appear on BeAScout' (toggle), and 'Allow People to Apply Online' (toggle).
- Contact Information:** Lists 'Contact Person: Courtney Trujillo', 'Phone: (919) 632-0405', and 'Email: cspack320fvcc@gmail.com'.
- Unit Website:** Shows the website 'fuquayvarina320.mypack.us'.
- Additional Unit Information:** Contains the text 'Pack 320 is offering in-person and virtual meeting options for all Ranks.'
- Unit Pin Preview:** Shows the unit logo, name, address, contact information, and a preview of the unit pin. It includes a 'Request More Information' button and an 'Apply Now' button.
- Fields to Display on Unit Pin:** A section highlighted with a red box, containing a list of fields with toggle switches: 'Unit Meeting Address', 'Contact Person's Name', 'Phone Number', 'Contact Email', 'Unit Website', and 'Additional Unit Information'.



Updating BeAScout.org

Make sure your unit contact person is **correct!**

The screenshot shows the 'my.Scouting | Organization Manager' interface for 'Pack 0320 Fuquay Varina United Methodist Church'. The page is divided into several sections:

- Unit Information:** Includes 'Pin Mode' (radio buttons for 'Only Allow the Council to Update Pin Information' and 'Allow Units to Update Pin Information'), 'Appear on BeAScout' (toggle), and 'Allow People to Apply Online' (toggle).
- Contact Information:** This section is highlighted with a red box and contains:
 - Contact Person:** Courtney Trujillo
 - Phone:** (919) 632-0405
 - Email:** cspack320fvcc@gmail.com
 - [Edit](#) link
- Unit Website:** A text input field containing 'fuquayvarina320.mypack.us'.
- Additional Unit Information:** A text area containing 'Pack 320 is offering in-person and virtual meeting options for all Ranks.'
- Unit Meeting Address:** A section at the bottom of the page.

The right-hand side of the page features a 'Unit Pin Preview' for 'Pack 0320 Fuquay Varina United Methodist Church', showing the address (100 S. Judd Parkway SE, Fuquay Varina NC, 27526), contact details (Courtney Trujillo, cspack320fvcc@gmail.com, fuquayvarina320.mypack.us), and options for 'Dens for Boys or Girls' and 'Online Registration'. There are 'Request More Information' and 'Apply Now' buttons.

At the bottom of the page, there is a 'Fields to Display on Unit Pin' section with several toggle switches for 'Unit Meeting Address', 'Contact Person's Name', 'Phone Number', 'Contact Email', 'Unit Website', and 'Additional Unit Information'.



Prepared. For Life.®

Updating BeAScout.org

In “Unit Contact person”, some items to consider:

- Usually unit leader or committee chair
- Contact information for New Member Coordinator
- Make sure that is your current Unit Point of Contact
 - *Have had issues with emails going to individuals no longer associated with the unit (or Scouting)*
- Make sure that they check their email regularly
 - *Significant numbers of Scouters have “Scouting” that is not their regularly used contact email*
 - *This should be checked monthly at a minimum, preferably at least weekly*



Updating BeAScout.org

Make sure your unit website link is active and current

The screenshot shows the 'my.Scouting | Organization Manager' interface for Pack 0320 Fuquay Varina United Methodist Church. The interface is divided into several sections:

- Unit Information:** Contains settings for Pin Mode (radio buttons for 'Only Allow the Council to Update Pin Information' and 'Allow Units to Update Pin Information'), 'Appear on BeAScout' (toggle), and 'Allow People to Apply Online' (toggle). It also includes contact information for Courtney Trujillo (Phone: (919) 632-0405, Email: cspack320fvcc@gmail.com) and an 'Edit' link.
- Unit Website:** A text input field containing 'fuquayvarina320.mypack.us', which is highlighted with a red rectangular box.
- Additional Unit Information:** A text area containing the message: 'Pack 320 is offering in-person and virtual meeting options for all Ranks.'
- Unit Meeting Address:** A section at the bottom of the form.
- Unit Pin Preview:** Shows a preview of the unit pin with the following details:
 - Unit Name:** Pack 0320 Fuquay Varina United Methodist Church
 - Address:** 100 S. Judd Parkway SE, Fuquay Varina NC, 27526
 - Contact:** Courtney Trujillo
 - Email:** cspack320fvcc@gmail.com
 - Website:** fuquayvarina320.mypack.us
 - Registration:** Online Registration available for this unit.
 - Message:** Pack 320 is offering in-person and virtual meeting options for all Ranks.
 - Buttons:** 'Request More Information' and 'Apply Now'.
- Fields to Display on Unit Pin:** A list of fields with toggle switches:
 - Unit Meeting Address:
 - Contact Person's Name:
 - Phone Number:
 - Contact Email:
 - Unit Website:
 - Additional Unit Information:



Prepared. For Life.®

Updating BeAScout.org

Any additional information that you want to appear

The screenshot displays the 'my.Scouting | Organization Manager' interface for Pack 0320 Fuquay Varina United Methodist Church. The interface is divided into several sections:

- Unit Information:** Includes 'Pin Mode' (radio buttons for 'Only Allow the Council to Update Pin Information' and 'Allow Units to Update Pin Information'), 'Appear on BeAScout' (toggle), and 'Allow People to Apply Online' (toggle).
- Contact Information:** Lists 'Contact Person: Courtney Trujillo', 'Phone: (919) 632-0405', and 'Email: cspack320fvcc@gmail.com'.
- Unit Website:** A text input field containing 'fuquayvarina320.mypack.us'.
- Additional Unit Information:** A text area containing the text: 'Pack 320 is offering in-person and virtual meeting options for all Ranks.' This section is highlighted with a red box.
- Unit Pin Preview:** Shows the unit logo, name, address, contact information, and a list of 'Fields to Display on Unit Pin' with toggle switches for 'Unit Meeting Address', 'Contact Person's Name', 'Phone Number', 'Contact Email', 'Unit Website', and 'Additional Unit Information'.



Prepared. For Life.®

Updating BeAScout.org

In “Additional Information”, some items to consider:

- Unit meeting dates and times
- Additional unit fees (if any)
- Facebook or other social media pages
- Changes to current meetings or events based on COVID or weather (location, masking, etc..)
- Upcoming unit events (camping trips, hikes, summer camps, etc..)
- Contact information for New Member Coordinator

This is your chance to make a favorable first impression

Make sure information is current



Updating BeAScout.org

Make sure your meeting location is correct!

This is essential if you meet at a different location from your Charter Organization Address

The screenshot displays the 'Unit Meeting Address' section of the BeAScout.org interface. The form is highlighted with a red border and contains the following information:

- Address Line 1: 100 S. Judd Parkway SE
- Address Line 2: Address Line 2
- City: Fuquay Varina
- State/Region: NC
- ZIP Code: 27526

A 'LOCATE' button is positioned below the form. To the right of the form is a map showing the location in Fuquay Varina, NC, with a blue pin marker. The map includes labels for streets like N Main St and N Judd Pkwy, and nearby areas like COTTENWOOD and PARKER.



Updating BeAScout.org

If you make address changes, make sure you re-locate!

Unit Pin - My Scouting | Course Details Screen - BSA Learning Center

my.scouting.org/D25AF877-7AEC-4D44-886C-D0F208961BE2/organization-manager/unit-pin?orgNavPath=2D1990BF-DD76-4BB4-9653-4E74E1B30E5D

Pack 0320

Pack 320 is offering in-person and virtual meeting options for all Ranks.

Contact Email:

Unit Website:

Additional Unit Information:

Unit Meeting Address

Address Line 1:
100 S. Judd Parkway SE

Address Line 2:
Address Line 2

City:
Fuquay Varina

State/Region:
NC

ZIP Code:
27526

LOCATE

SAVE

Map data ©2021 Terms of Use Report a map error



Prepared. For Life.®

Updating BeAScout.org

If you make any pin changes, make sure you save!

The screenshot shows the 'Unit Meeting Address' section of the BeAScout.org organization manager. The form includes the following fields:

- Address Line 1: 100 S. Judd Parkway SE
- Address Line 2: Address Line 2
- City: Fuquay Varina
- State/Region: NC
- ZIP Code: 27526

A map to the right of the form shows the location of the address in Fuquay-Varina, NC. A blue location pin is placed on the map. Below the map is a 'LOCATE' button. At the bottom of the form is a 'SAVE' button, which is highlighted with a red rectangular box. The top of the page shows the unit name 'Troop 0320' and a description: 'continually serving Fuquay-Varina since 1976. We meet on Monday nights starting at 7:30'. The browser address bar shows the URL: my.scouting.org/94898852-E827-4F5D-A712-978DF4037EF3/organization-manager/unit-pin?orgNavPath=2D1990BF-DD76-48B4-9653-4E74E1B30E5D.



Prepared. For Life.®

Updating BeAScout.org

Follow Up on leads!

- Unit inquiries will show up in Invitation Manager (My.Scouting.org)
- On-line application will show up in Application Manager (My.Scouting.org)
 - *Unit can elect to do on-line applications for youth and Adults. The unit must approve application within a defined time period (7 days)*
 - *CORs must approve on-line adult applications within 72 hours. After that, adult applications go to Council for approval*

Designated unit contact person should get daily alerts when new activity occurs





Pioneering Merit Badge

By
Rick Kelly-Crapse





Obligatory Requirements

1. Do the following:

1. Explain to your counselor the most likely hazards you might encounter while participating in pioneering activities and what you should do to anticipate, help prevent, mitigate, and respond to these hazards.
2. Discuss the prevention of, and first-aid treatment for, injuries and conditions that could occur while working on pioneering projects, including rope splinters, rope burns, cuts, scratches, insect bites and stings, hypothermia, dehydration, heat exhaustion, heatstroke, sunburn, and falls.

2. Do the following:

1. Demonstrate the basic and West Country methods of whipping a rope. Fuse the ends of a rope.
2. Demonstrate how to tie the following knots: clove hitch, butterfly knot, roundturn with two half hitches, rolling hitch, water knot, carrick bend, sheepshank, and sheet bend.
3. Demonstrate and explain when to use the following lashings: square, diagonal, round, shear, tripod, and floor lashing.





Obligatory Requirements cont.

3. Explain why it is useful to be able to throw a rope, then demonstrate how to coil and throw a 40-foot length of 1/4- or 3/8-inch rope. Explain how to improve your throwing distance by adding weight to the end of your rope.
4. Explain the differences between synthetic ropes and natural fiber ropes. Discuss which types of rope are suitable for pioneering work and why. Include the following in your discussion: breaking strength, safe working loads, and the care and storage of rope.
5. Explain the uses for the back splice, eye splice, and short splice. Using 1/4- or 3/8-inch three-stranded rope, demonstrate how to form each splice.
6. Using a rope-making device or machine, make a rope at least 6 feet long consisting of three strands, each having three yarns. Whip the ends.





Obligatory Requirements cont.

7. Explain the importance of effectively anchoring a pioneering project. Describe to your counselor the 1-1-1 anchoring system and the log-and-stake anchoring methods.
 8. With the approval of your counselor, demonstrate and use a rope tackle. Be sure the rope tackle is secured properly. Explain the advantages and limitations of using a rope tackle. Describe the potential damage that friction can do to a rope.
- **All pioneering projects constructed for this merit badge must comply with height standards as outlined in the Guide to Safe Scouting.**





Obligatory Requirements cont.

9. By yourself, build a trestle using square and diagonal lashings. Explain why trestles are used when constructing pioneering projects.
10. With the approval of your counselor and using appropriate lashings and pioneering techniques, build and use one full-size pioneering project from either group A or group B. Your project must comply with the requirements of the Guide to Safe Scouting. (Requirement 10 may be done at summer camp, at district or council events, or on a troop camp outing.)
 1. Group A: Tower OR bridge
 1. Anchor your project as appropriate and necessary. Explain how your anchoring system works. Group A projects may be worked on in a group and with others.
 2. Group B: Camp chair OR camp table
 1. Group B projects must be worked on individually.





Why teach it? Doesn't welding obsolete this?

If your project or need can be welded, sure. However, what about the other times that welding is not an option?

You have all that rope in your vehicle (i.e. you should!).

Remember that lashings got us around the world and helped colonize the West. It helps with temporary repairs or bridges if needed.





Modern scenario

Holiday weekend at the coast. Coming back Sunday night about 7 p.m. You are towing a boat. Stop for dinner and you notice that the trailer tongue weld has broken on the bottom and the trailer is sagging. Family is with you.

How do you fix it? Can it be done?





Answer: Yes, it can be done.

The fix is to use a lashing and some pipe or stick. Shear lashing will work here. Maybe a round lashing or two to help out?

The above scenario happened 4 years ago. I towed the trailer at 70 mph on I-40 from Smithfield. Backed it up and dropped it off at the welders shop for repairs. Welder asked if he could cut the cordage as untying was not working. Still works today.





Where to start?

All lashings begin and end with hitch.

So, let's get hitched!


All but one of the lashings begin and end with a Clove Hitch:





Where to start? (cont)


Only the diagonal lashing begins with a timber hitch:





Round Lashing

Start with a Clove Hitch, wrap the cord around the 2 sticks, finish with a Clove Hitch. Easy Peasy! Use 2 to keep a straight line. 1 will create a hinge pt.





Shear lashing

Start with a clove hitch, 7 wraps, 2 fraps, finish with a clove hitch. What is a frap? It goes perpendicular to the wraps and tightens up the lashings. Don't start your lashing too tight. It will tighten as you go along.





Square Lashing

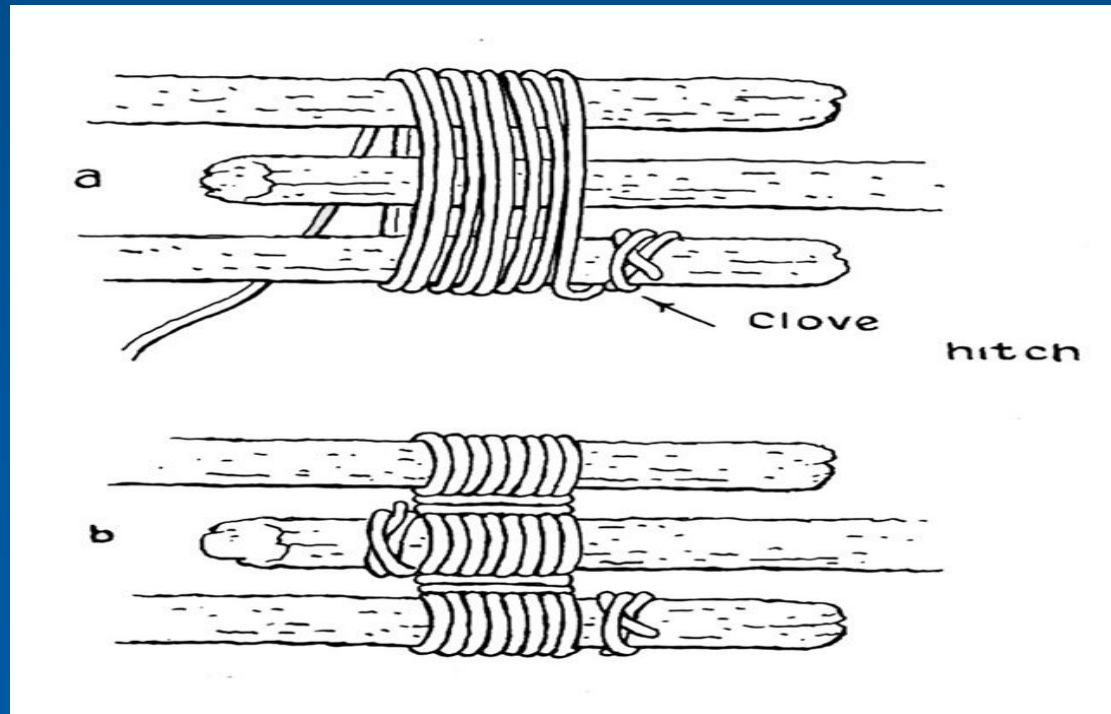
Recipe: Clove hitch, 3 wraps, 2 fraps, clove hitch. Need to make a fence? Dish rack? Ladder?





Tripod Lashing

Recipe: Clove hitch, 4-7 wraps, 2 fraps, clove hitch on a different stave.
Dinner? Need a seat?





Ropes like to be pulled; NOT pushed.

Rescue Rope time.

50 ft of rope

1 sock

1 bar of soap

1 hula hoop (aka target)

Take rope, make a slip knot. Put bar of soap in sock. Put open end of sock into the slip knot. Tighten the rope. Now the Scouts can throw to a target 40 feet away. The first rescue knot!

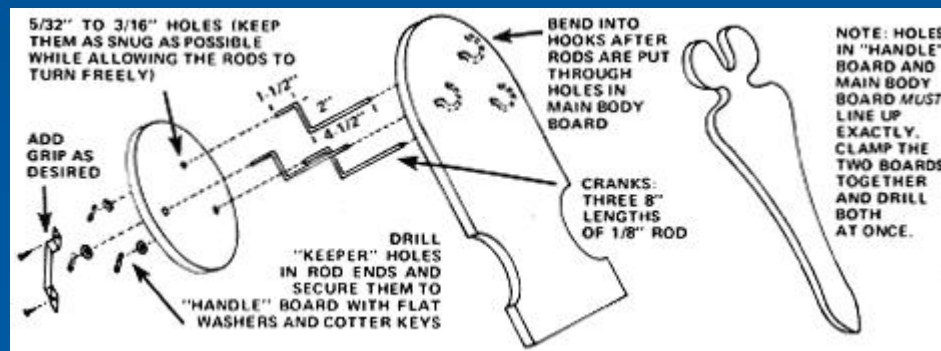




Rope Making

Use Brown twine and make what you need. Or far more interesting, get different colors of twine and make 100 feet of rope. One end will have to move closer to the other end. Highly suggest whipping or taping the ends.

[YouTube link](#)






Splices

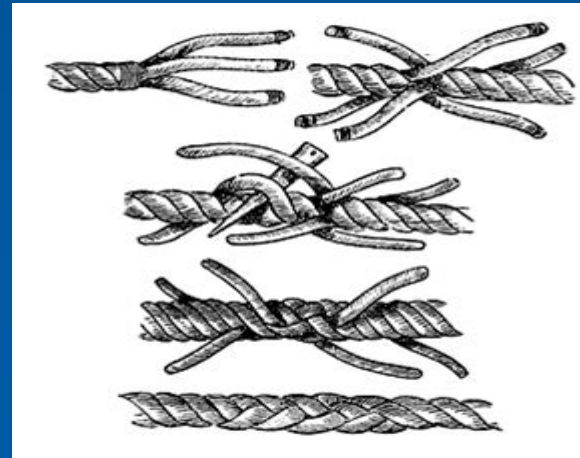
Back Splice:



Eye Splice:



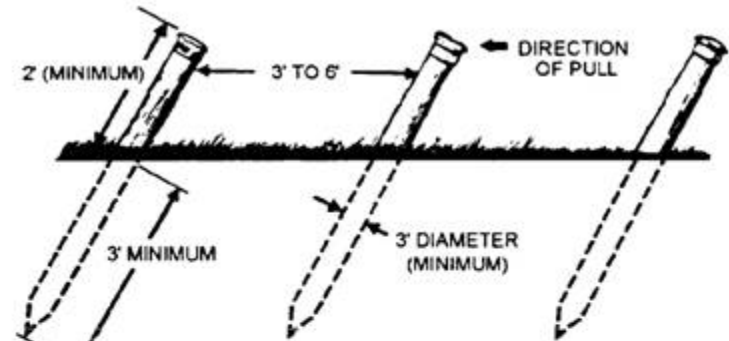
Short Splice:



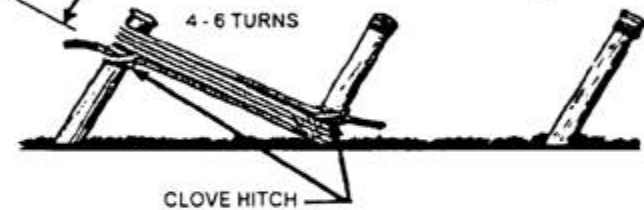


Anchoring (1-1-1 method)

1. DRIVE PICKETS (STEEL OR WOOD) INTO GROUND 15° MINIMUM FROM VERTICAL



2. LASH PICKETS TOGETHER, STARTING AT TOP OF FIRST PICKET



3. TWIST ROPE WITH RACK STICK, THEN DRIVE STICK INTO GROUND




4. COMPLETED PICKET HOLDFAST





Anchoring pt. 2

Log anchoring. Still uses 1-1 method





Additional Resources

[Scout Pioneering Website](#)

[Animated Knots](#)

[Pioneering Merit Badge Requirements](#)

