

CARDINAL DISTRICT ROUNDTABLE

Jan 6, 2022

We're BACK!
(To ZOOM)



Prepared. For Life.®

Roundtable Agenda

General Session: 7:00 PM

Opening / Welcome

District Key 3 Comments

Program Update

Training Update

Safety Moment: BSA Annual Health and Medical Record

General Session: Time Management in Unit Meetings

Breakout Sessions:





Prepared. For Life.®

District Social Media

District Website

<https://cardinal.ocscouts.org/>

District Facebook Page

Cardinal District Group, Occonechee Council, BSA



Prepared. For Life.®

District Commissioner Update



Questions:
Scott Fedorchak
frodo06@aol.com



Prepared. For Life.®

District Commissioner topics

District Status

National Updates

Recharter Updates



Prepared. For Life.®

District Status

Current District strength is 74 units

27 Cub Scout Packs

37 Scout BSA Troops

7 Venture Crews

1 Sea Scout Ship

2 Explorer Posts



National Update

The United Methodist Church and BSA have agreed to terms to participate in lawsuit/bankruptcy settlement

We will continue to recharter in accordance with current procedures until further directions are received

The lawsuit litigants did not approve the current settlement proposal

Both sides will resume negotiations for a new proposal

Next scheduled court dates (subject to change)

Jan 24 Status hearing

Feb 22 Confirmation hearing



2022 Recharter Update

We have 14 units who have completed recharter

Recharter 2.0 appears to be working, with some episodic hiccups

There is a new online Internet Charter Renewal 2.0 for this year

District Recharter window closes on 31 Jan 22

BSA has created an introduction video to the new system

https://vimeo.com/embed-redirect/617961049?embedded=true&source=video_title&owner=39050689

BSA has also created a step by step tutorial to the new system

https://vimeo.com/embed-redirect/617961049?embedded=true&source=video_title&owner=39050689

BSA has also created a Users Guide

<https://www.scouting.org/wp-content/uploads/2021/09/Internet-Rechartering-2.0-User-Guide-Michaela-Monson.pdf>



2022 Recharter Fees

Recharter period is for eleven (11) months to bring recharter period to Jan-Dec. The 2022 registration fees are:

Youth Registration **\$126.50**

National Cub Scout, Scout BSA, Venture	\$66.00
Council Program fee	\$49.50
Council Insurance fee	\$11.00
Scout Life Subscription (Optional)	\$11.00
* New Scout registration fee	\$25.00

Explorer and Adult Registration **\$52.25**

National	\$41.25
Council Insurance fee	\$11.00
Scout Life Subscription (Optional)	\$3.00

MBC, Nova Counselor and Supernova Mentor \$0

Unit Fee \$75



Prepared. For Life.®

UMC 2022 Recharter

In accordance with the agreement made between the BSA and United Methodist Church National organization, ALL Scout units chartered by UMC have their unit charters extended to 31 Mar 22.

HOWEVER, Scouts and Scouters in Scout units chartered by UMC still need to pay BSA registration fees (National, Council program, insurance and optional Scout Life subscription)

The UMC chartered units will NOT pay the \$75 unit recharter fee until AFTER the BSA and UMC National organization come to a final agreement (anticipated to be after 1 April 22)

The Internet Recharter Fee structure for UMC chartered organizations has already been adjusted for NOT paying the \$75 fee!

Do NOT pay on-line, the amount calculated by the system will be incorrect!



Financial Assistance

Financial Assistance is available to assist individuals.

There are two separate Council financial assistance applications, one for National fees and one for Council fees

One set of applications is needed per family per program

For example, a family with one Scouter in Cub Scouts, one youth in Cub Scouts and two youth in Scouts BSA would need to submit two sets

One set for Scouter and Cub Scouts for the Cub Scout Pack

One set for two Scouts BSA for the Scouts BSA Troop

The link for the financial assistance applications is on the Council webpage www.ocscouts.org or from your Unit Commissioner.

Financial assistance will cover individual National registration fee, New Scout fee (if applicable) and Council Program fee

Financial assistance will NOT cover optional Scout Life subscription



Recharter Turn-in Dates

2022

9 Jan 22	6:30 - 8:00 PM	Panera Bread	Apex
11 Jan 22	6:30 - 8:00 PM	Blaze Pizza	Holly Springs
18 Jan 22	6:30 - 8:00 PM	Panera Bread	Fuquay-Varina

Planned locations are based on current coronavirus restrictions!



Prepared. For Life.®

District Commissioner Topics

Please ensure that your unit Key 3 positions in My.Scouting.org are current

We need additional NOVA counselors and SUPERNOVA mentors for Cub Scouts and Scouts BSA

Please continue to track unit YPT status. For recharter, YPT must be valid through 1 May 23

There are discussions underway for changes to handle YPT expirations



District Chairman Update



Questions:
Neil Smith
mneilsmithlaw@gmail.com



Prepared. For Life.®

District Chairman Update

Annual Business Meeting

Saturday, Jan. 8, 2022, 9:00-11:00 am (Zoom)

Adult Recognitions Nominations due by Jan. 8, 2022

District Award of Merit

Distinguished Leadership Citations

Rookie of the Year

Scouting Spirit

W. E. Medlin Award

Pioneering in Scouting

Additional info and forms at cardinal.ocscouts.org

Email nominations to

cardinaldistrictrecognition@gmail.com

mneilsmithlaw@gmail.com

(423) 426-7486



Prepared. For Life.®

Family Scouting Executive Update



VENTURING • BSA



Questions:

Tyler.Perkinson@scouting.org



Prepared. For Life.®

District Family Scouting Executive

- My.scouting.org / [BeAScout.org](https://www.beascout.org) contact information
- Popcorn
- ABC Builders Explorer club



Accolades and Recognition

Thank you to all units who have already completed recharter.



Prepared. For Life.®

Program

**Vice Chairman Program:
Glenn Traylor
trusguy@gmail.com**



Prepared. For Life.®

District Program Updates

District Camporee March 25-27, 2022

Event Sign Up:

<https://ocscouts.org/events/cardinal-district-2022-spring-camporee/>



Prepared. For Life.®

CARDINAL DISTRICT CAMPOREE

- When:** March 25 – 27, 2022
- Theme:** Search and Rescue
- Cost:** Early Registration Fee \$10 per participant
Regular Registration Fee \$15 (after March 8th)
- Where:** Camp Durant
- Camporee Chief:** Greg McGrew (mcgrew.gregory@gmail.com)
- Registrar:** Donna Dragon (okdragon204@gmail.com)
- Registration:** <https://ocscouts.org/events/cardinal-district-2022-spring-camporee/>

Contact/Questions: cardinal-district-camporee-group@ocscouts.org

Please join us for a fun-filled weekend of fellowship with your fellow Scouts/scouters from around the Cardinal District. We expect this to be one of our largest Camporees ever; this Camporee will target both Scouts BSA and Cub Scouts. Our theme is Search and Rescue. Participating units will be asked to work and manage a station related search and rescue. See proposed list below; unit leaders should reach out to Greg McGrew and request a station assignment. More information about the events and campsite availability will be announced at Roundtable.

The Leader's Guide is available for download TBD.



Prepared. For Life.®

Camporee Events Sign Up

Station	Cub Rank Requirement	Cub Unit	Scout Rank/Merit Badge Requirement	Scout Unit
Make First Aid Kit				
First Aid Relay Races (stretcher, fireman carry, bandages)				
Orienteering/GPS Navigation/Pace course				
Water Filtration				
Water Rescue				
Scavenger Hunt				
Survival Kit (10 Essentials)				
Identify Dangerous/toxic plants				
Catch Your Dinner (Fishing)				
Fire Safety Building				
Improvise natural shelter				
How to attract and communicate with rescue aircraft				
Hypothetical Disaster Drill				
Weather Forecasting/Weather Prep				
Home Safety/Hazards				

Need Packs to Sign Up

Contact Greg McGrew for Station Sign Up
mcgrew.gregory@gmail.com



Stations

Station	Unit
Orienteering/GPS Navigation	T205
Water Filtration	T2019
Survival Kits/10 Essentials	T209
Fire Safety/Fire Building	T204
First Aid Kits	P208 T152
First Aid Relay	T202
Water Rescue	
Scavenger Hunt	T2051
Identify Dangerous/Toxic Plants	T200
Catch Your Dinner (Fishing)	T10
Improvise a natural shelter	T444
Attract/Communicate with Aircraft	T210
Disaster Drill	
Weather Forecasting/Preperation	Ship 224
Home Safety/Hazards	



Questions?



Prepared. For Life.®

Cub Scout Program Tips

On-line resources available to help plan Cub Scout Pack meetings

Pre-planned Cub Scout Pack meeting can be found at:

<https://www.scouting.org/programs/cub-scouts/pack-meeting-resources/pack-meeting-plans/>

The files contain completely planned Cub Scout Pack meetings with plans, scripts, songs, games and required resources



Cub Scout Program Tips January

The January theme based on Scout Law is “A Scout is Trustworthy”



THE GREAT RACE

A SCOUT IS TRUSTWORTHY. HOW DOES “THE GREAT RACE” RELATE TO THIS POINT OF THE SCOUT LAW?

Being a member of any type of racing team provides an opportunity to demonstrate trustworthiness. The team members must trust each other to always be prepared and perform their tasks to the best of their abilities. They trust that in the event of a loss, the entire team will demonstrate good sportsmanship toward each other as well as toward the other team.

NOTE TO CUBMASTER

Pack meetings are best when they are no more than an hour and a half in length. Pack meeting plans are guides and can be adjusted to fit the needs of your pack.

You might consider setting up tables or areas for each den to display pictures and items made during this month's adventure.

If using a car race theme, you can decorate with previous pinewood derby cars or soapbox cars, items from a local racing club if one is in your area, items demonstrating a vintage cross-country auto race, and other like objects. Racing decorations may be found online or at local party supply stores.

As Cubmaster, you may wish to wear racing attire or a racing cap with your uniform. You can invite local racing celebrities if there are any in your area.

◆ BEFORE THE MEETING

Set up tables or areas for den displays, if applicable.

Be sure the following materials are available for the meeting:

- American and pack flags for the opening ceremony, plus six colored flags for the second part of the opening
- Recognition for advancements, etc.
- Decorations for the room
- Two-liter bottles, toy bowling pins, and marking cones for the gathering activity
- Finish line tape or checkered flags for the rank advancement portion of the meeting
- Small black-and-white checkered flags for each Cub Scout

◆ GATHERING

Oops, the Tires Are Flat game (See the Resources section.)

◆ OPENING CEREMONY

A preassigned den presents the colors. The audience stands and recites the Pledge of Allegiance and sings “America the Beautiful.”

The link to this January planned Pack meeting is

[https://filestore.scouting.org/filestore/cubscouts/pdf/YEAR1/310-842\(15\)_January%20Trustworthy_WEB.pdf?_gl=1*1vmeyi4*_ga*Njk2NzQ4OTUyLjE1NDIzMDMzOTU.*_ga_20G0JHESG4*MTY0MDQ1Nzc3Ni4xMzAuMS4xNjQwNDU4OTU3LjM4&_ga=2.208092246.537650182.1640455540-696748952.1542303395&_gac=1.217902626.1640455540.EAlalQobChMIsvesgcX_9AIVFZSzcCh0KWAL1EAAAYASAAEgKSeF_D_BwE](https://filestore.scouting.org/filestore/cubscouts/pdf/YEAR1/310-842(15)_January%20Trustworthy_WEB.pdf?_gl=1*1vmeyi4*_ga*Njk2NzQ4OTUyLjE1NDIzMDMzOTU.*_ga_20G0JHESG4*MTY0MDQ1Nzc3Ni4xMzAuMS4xNjQwNDU4OTU3LjM4&_ga=2.208092246.537650182.1640455540-696748952.1542303395&_gac=1.217902626.1640455540.EAlalQobChMIsvesgcX_9AIVFZSzcCh0KWAL1EAAAYASAAEgKSeF_D_BwE)



Prepared. For Life.®

Cub Scout Program Tips January

Another potential Pack meeting theme is “National Compliment Day” January 26th



National Compliment Day

January 11, 2021 by [Scouter Mom](#) — [Leave a Comment](#)

As an Amazon Associate I earn from qualifying purchases.



Monday, January 24, 2022

January 24 is National Compliment Day. Do a good turn today by offering somebody a compliment. This could also lead Scouts into a conversation about etiquette and good manners.

Here are some ideas for this day:

The link to this Pack meeting resource is

<https://scoutermom.com/26046/national-compliment-day/>



Prepared. For Life.®

District and Council Events: Cub Scouts

5 Mar 22 **Cub Scout Shooting and Climbing Sports Day**

Location: Camp Durant

[Registration on Council website](#)

18-19 Mar 22 **OA Webelos Day**

Location: Camp Durant

[Registration on Council website](#)

25-27 Mar 22 **Cardinal District Camporee**

Location: Camp Durant

<https://ocscouts.org/events/cardinal-district-2022-spring-camporee/>

2 Apr 22 **Cardinal District Pinewood Derby**

Location: **TBD [We need a host Pack!](#)**

22-24 Apr 22 **Council Cub-o-ree**

Location: Camp Durant

*** [New /changed event](#)**



Prepared. For Life.®

District and Council Events: Cub Scouts

16-18 Jun 22

Cub Scout Summer Camp

Location: Camp Durant

[Registration Link through Tentaroo on Council website](#)

23-26 Jun 22

Cardinal District Twilight Camp

Location: Optimist Farms

16-17 Jul 22

Cardinal District Stem Day

Location: Pine Springs School, Holly Springs

30 Jul 22

Cardinal District Fishing Derby

Location: Harris Lake

12 Nov 22

Cub Scout Shooting and Climbing Sports Day

Location: Camp Durant

[Registration on Council website](#)



Prepared. For Life.®

District and Council Events: Scouts BSA, Venture & Sea Scouts

19 Mar 22

Council Eagle Dinner

Location: McKinnon Center

25-27 Mar 22

Cardinal District Camporee

Location: Camp Durant

<https://ocscouts.org/events/cardinal-district-2022-spring-camporee/>

1-3 Apr 22

Council Winter Blast

Location: Camp Durant

Registration Link will be through Tentaroo on Council website

6-9 May 22

Davy Jones Rendezvous

Location:



District and Council Events: Scouts BSA, Venture & Sea Scouts

6-9 May 22

Venture Vortex

Location:

23 - 25 Sep 22

Davy Jones Locker

Location: Camp Durant

7-9 Oct 22

Occoneechee Council Camporee

Location: Camp Durant

[Registration Link will be through Tentaroo on Council website](#)



Scouts, BSA Merit Badge Colleges

26 Feb 22 Troop 357

Location: Highland UMC, Raleigh



Prepared. For Life.®

TRAINING



Registered New Leaders?

- 1) *Every Scout deserves a trained leader*
- 2) *BSA guidelines are that Scouters should be trained within 90 days of joining the unit*
- 3) *Does your Unit have a Plan and Schedule to complete TRAINING?*
- 4) *When was the last time your Unit conducted an assessment to determine training needs?*
 - A) Youth Protection Training 2.0
 - B) Training for new and existing leaders
- 5) *Currently working on scheduling next IOLS and Position Specific Training*



District and Council Training Events: Cub Scout Leaders

18-19 Mar 22

District BALOO

Location: **TBD**

Registration Link will be through Tentaroo on Council website

9-11 Sep 22

Wood Badge Weekend 1

Location: **Camp Durant**

Registration Link is <http://ocwoodbadge.org/>

30 Sep-2 Oct 22

Wood Badge Weekend 2

Location: **Camp Durant**

Registration Link is <http://ocwoodbadge.org/>

5 Nov 22

University of Scouting

Location: **TBD**

Registration Link will be through Tentaroo on Council website



Prepared. For Life.®

Scouts, BSA Youth Training

24-29 Jul 22

NYLT

Location: Camp Durant

Registration Link will be through Tentaroo on Council website



Prepared. For Life.®

District and Council Training Events: Scouts BSA

13 Mar 22

Council Commissioner College

Location: TBD

Registration Link will be through Tentaroo on Council website

9-11 Sep 22

Wood Badge Weekend 1

Location: Camp Durant

Registration Link is <http://ocwoodbadge.org/>

30 Sep-2 Oct 22

Wood Badge Weekend 2

Location: Camp Durant

Registration Link is <http://ocwoodbadge.org/>

5 Nov 22

University of Scouting

Location: TBD

Registration Link will be through Tentaroo on Council website



Prepared. For Life.®

Other Council Training Events

20 Jan 22 First Aid / CPR / AED*

*** This is a blended course, you must complete on-line portion (approximately 3 hrs) before attending the hands-on part of the course**

Location: Council Service Center

Registration Link through Tentaroo on Council website

12 Feb 22* First Aid / CPR / AED

*** This is a blended course, you must complete on-line portion (approximately 3 hrs) before attending the hands-on part of the course**

Location: Council Service Center

Registration Link through Tentaroo on Council website

17 Mar 22 First Aid / CPR / AED*

*** This is a blended course, you must complete on-line portion (approximately 3 hrs) before attending the hands-on part of the course**

Location: Council Service Center

Registration Link through Tentaroo on Council website



Other Council Training Events

25-27 Mar 22 **COPEs Level 1/2 Instructor**

Location: Camp Durant

[Registration Link through Tentaroo on Council website](#)

1-3 Apr 22 **Wilderness First Aid**

Location: Camp Durant

[Registration Link through Tentaroo on Council website](#)

8-9 Apr 22 **Leave No Trace Trainer**

Location: Camp Durant

[Registration Link through Tentaroo on Council website](#)

21 Apr 22 **First Aid / CPR / AED***

*** This is a blended course, you must complete on-line portion (approximately 3 hrs) before attending the hands-on part of the course**

Location: Council Service Center

[Registration Link through Tentaroo on Council website](#)



Other Council Training Events

21-22 Oct 22

Leave No Trace Trainer

Location: Camp Durant

[Registration Link through Tentaroo on Council website](#)

28 Sep-2 Oct 22

COPES Level 1/2 Instructor

Location: Camp Durant

[Registration Link through Tentaroo on Council website](#)

7-9 Oct 22

Wilderness First Aid

Location: Camp Durant

[Registration Link through Tentaroo on Council website](#)



Advancement & Recognition

Tom Allen – District Vice Chair – Advancement
ellenandtomjr@nc.rr.com



Prepared. For Life.®

Advancement & Recognition

Pope Scholarship applications due March 27, 2022

Applications available on Council website (search for “pope”)

<https://ocscouts.org/advancement/eagle-scouts/>

Merit Badge Counselor selection forms updated to add new merit badges –
Citizenship in Society (Eagle rank required after July 1, 2022)

Diversity training is required to offer the CIS merit badge

https://training.scouting.org/courses/SCO_1800

Health Care Professions (replaces Medicine MB)

Medicine MB cannot be started new, however Scouts with a partial completion, have until age 18 to finish. Same patch for both.

Selection forms should only be submitted after April 1, 2022

Do not send selection forms in before April 1, 2022

Email tiffany.edmiston@scouting.org to register for either new MB



Prepared. For Life.®

Advancement & Recognition

Occoneechee Council 2022 EAGLE BANQUET



*Celebrating the achievements of the
435 Eagle Scouts in 2021
and 412 Eagle Scouts in 2020*

*Keynote Speaker
Maj. Gen. Nick Justice*

*Saturday, March 19, 2022
McKimmon Center Raleigh, NC*

*Save the date!
More information coming soon
at ocscouts.org*

Registration opens soon!



Prepared. For Life.®

Safety Moment

BSA Annual Health and Medical Record



New BSA Annual Health and Medical Record Forms

The current BSA Health and Medical Record Form (A, B and C) is dated 2019 and remains valid for all Scout events through 1 June 2022.

Parts A and B required for all Scouting events and activities less than 72 hours.

Part C required for all Scouting events and activities longer than 72 hours.

The BSA Health Forms are valid for 12 months from initial completion date.

BSA has announced the release of a new Health and Medical Record Form (A, B and C) that will be required for all Scout events effective 1 June 2022.*

National has delayed release of the new form pending revisions incorporating new BSA vaccination policy.

The new release date has not been set.

Will keep District posted when new forms are available.

*** Units may want to re-consider when they collect health forms for the year**



BSA Annual Health and Medical Record

The Scouting adventure, camping trips, high-adventure excursions, and having fun are important to everyone in Scouting and so is your safety and well-being. Completing the Annual Health and Medical Record is the first step in making sure you have a great Scouting experience.



Prepared. For Life.®

BSA Annual Health and Medical Record

- The BSA Annual Health and Medical Record (often known as the “medical form” or “annual physical”) is designed to help ensure that all participants in the Scouting program are healthy enough for the adventure of Scouting. It is not intended to limit participation but to inform and protect.
- To keep up with possible changes in health status, the form needs to be updated annually or when a participant’s health information changes. The record expires in one year.
- The four-part form serves as a single place to document a participant’s medical history and recent medical examination. It also provides consent for treatment in the event a participant needs emergency care while traveling away from a parent or guardian.



BSA Annual Health and Medical Record

- Parts A and B should be completed for all participants and Scouting leaders. Part C should be completed by a licensed health care provider (M.D., D.O., N.P., or P.A.) before the participant attends any Scouting event that is longer than 72 hours, such as a summer camp, trek, or multiday excursion.
- The optional “High Adventure Risk Advisory” (formerly known as Part D) needs to be shared with the examining medical provider during the pre-participation examination to explain known health risks for each of the BSA’s four high adventure bases. Additionally, your council may develop a risk advisory specific to your council camps or other properties or events.



BSA Annual Health and Medical Record

- The forms should be maintained by a designated leader. To assure privacy, the forms should be carefully stored and used only as needed to provide for planning and rendering care. The AHMR should not be scanned, stored, or sent electronically except as specifically directed for a BSA national event such as the national jamboree or NOAC.
- Neither the BSA nor the Annual Health and Medical Record are subject to the Health Insurance Portability and Accountability Act (HIPAA). A Scout is Trustworthy: Records and sensitive information should be maintained in a private manner.



Additional Resources

[AHMR landing page](#)

[AHMR frequently asked questions](#)

[Medication Use in Scouting](#)

[Guide to Safe Scouting, Medical Information and First Aid](#)



Prepared. For Life.®

General Session



Time Management Unit Meetings



Why Time Management?

- Develops and maximizes Youth engagement (Fundamentals Of Scouting)
- Provides leadership appropriate to circumstances and situations (Leadership And Team Management)
- Identifies tasks and is results oriented (Project Management)
- Applies adaptability and flexibility (Project Management)
- Identifies and processes Information (Communication)



Learning Objectives

- Increase awareness of time management
- Review time challenges
- Setting priorities
- Organize tasks by categories (leverage)
- Introduce meeting planning tool
- Examine how time is spent



Triple Constraint



Scope

How much work is to be done?

Increasing the scope causes more work to be done, and vice versa.

Time

The schedule of the meeting / activity.

Modifying the schedule alters the start and end time/dates for tasks in the meeting / activity and can alter the meeting / activity overall end time/date.

Resources

The resources required to accomplish the meeting / activity objectives.

Modifying the resources of the meeting / activity generally has an impact on the scope, time, or quality of the meeting / activity.



Time Management Strategy



- Finding a successful time management strategy depends on many variables and typically varies depending upon a unit's leadership, scouts, resources, support structure.



Does your unit effectively manage weekly meetings and activities?



Time Challenges



Unexpected
visitors

Doing task
others are
capable of and
willing to do

No time to plan

Inadequate
planning

Not factoring in
risks



Time Management

Setting Priorities

PRIORITIES

- 1.
- 2.
- 3.



What are you trying to achieve?

What is the objective and scope of the meeting or activity?

- **Objective:** preparation for upcoming overnighter for first year scouts/cubs, planning annual pinewood derby
Scope: menu planning, how to select a tent site
- **Objective:** high adventure (backpacking, canoeing)
Scope: equipment selection, emergency planning, menu planning

Don't overload the scout/cub (or adults) – make it fun!

- *Challenge the scouts/cubs - Scout Pace varies*
- *Be Prepared! – handouts typically do not make it home*

event virtual or socially distanced?



Setting Priorities



Establish Objective (Goal)

Long-term (≥ 6 months to achieve) – *high adventure*

Short-term (few days, weeks or months but < 6 months to achieve) – *weekly meeting topics supporting high adventure*

Specific, Measurable, Attainable, Relevant, Timely (**SMART**)

Which more closely aligns with a SMART Goal?

(1) In preparation for the planned AT “50 –miler” outside of Damascus Virginia the unit is planning a series of short hikes (5 - 10 miles) in terrain without a lot of elevation gain or loss.

(2) In preparation for Summer 2022 planned AT 50-miler in the Smokies the unit is planning a series of five preparation hikes (5, 10, 15 miles) beginning in January in terrain with a lot of elevation gain and loss.



Unit Planning Tool


Troop Leader Resources > Troop Meeting Agenda

Troop Meeting Agenda



Prepared. For Life.®

Unit Planning Tool



It's been said that the weekly troop meeting is the glue that holds a Scout troop together. From beginning to end, there should always be something happening creating a focus, capturing and maintaining the Scouts' attention, and providing the grounds for rewarding experiences. There should be a period set aside to learn new things that are useful and relevant, moments that are amusing and entertaining, and opportunities to put skills into action in ways that are challenging and fun. Troop members should leave the meeting feeling invigorated, feeling good about Scouting, and feeling good about themselves.



Preopening
Activity



Opening
Ceremony



Group
Instruction



Skills
Instruction



Breakout
Groups



Activity





Leader's
Minute



Closing
Ceremony



Meeting Planning Tool

	Meeting Plan: _____		
	Week ___ Date _____		
ACTIVITY	DESCRIPTION	RUN BY	TIME*
Preopening __ minutes before meeting			
Opening Ceremony __ minutes	Flag presentation Oath and Law Uniform inspection		
Group Instruction __ minutes	• • • •		
Skills Instruction __ minutes	• • • •		
	• • • •		
	• • • •		
Breakout Groups __ minutes (Patrol Meetings)			
Game (or Challenge) __ minutes			
Closing __ minutes	Announcements Leader's minute Closing		
Total 90 minutes of meeting			
After the Meeting __ minutes	Leadership team review plans for the next meeting and for the main event.		

Activity breakdown for 90-minute weekly meeting

- **Preopening** – minutes before actual meeting (join activity as scouts arrive)
- **Opening Ceremony** – Start on time!!!!
- **Group Instruction** – equipment selection for first hike
- **Skills Instruction** – map and compass
- **Breakout Groups** – patrols review map symbols and compass usage
- **Game (or challenge)** – patrol map and compass challenge
- **Closing**



Activity Planning Tool

Adult Coordinator Outdoor Program Checklist

Event Name: _____ Location: _____
Depart: _____ Return: _____
Scout-in-Charge: _____ Adult Co-ordinator: _____

check off each item as it is completed. Ask Scoutmaster for assistance.

Pre-trip Administration

- o Complete Tour Permit
- o Reservations/permits completed
- o Estimated Expenses: _____
- o Other: _____

Safety

- o Adult in Charge: _____
- o Backup in Charge: _____
- o First-Aid Kit carrier: _____
- o First Aid certified: _____
- o CPR certified: _____
- o Swim Safety completed by: _____
- o Safety Afloat completed by: _____
- o Medical forms collected
- o Insurance forms ready
- o Accident forms ready

Transportation

- o Drivers identified
- o Names: _____
- o _____
- o _____
- o Driver Insurance info ready
- o Person hauling trailer: _____
- o Other: _____

Equipment

- o Gear Needed for Program: _____
- o Extra fuel ready
- o Adult Menu planned (Sample)

- o First Aid Kit ready (Inventory)
- o Adult Patrol box organized
- o Adult Tents ready
- o Adult Food purchased (Sample)
- o Adults informed of special personal gear required

Program

- o Patrol in Charge: _____
- o Scout program agenda reviewed (Sample)
- o Backup activities ready
- o Adult duty roster completed (Sample)
- o Adults informed of program agenda
- o Adult songs and skits selected (Samples)

Post-trip Administration

- o Turn in notes and docs to Outdoors Coordinator
- o Inform Scoutmaster of any problems



Prepared. For Life.®

Outdoor Program Checklist

Event Name: _____
Depart: _____
Scout-in-Charge: _____

Location: _____
Return: _____
Adult Co-ordinator: _____

check off each item as it is completed. Ask Scoutmaster for assistance or clarification.

Pre-trip Administration

- Copy Maps and directions
- Departure time: _____
- Arrival time: _____
- Return time: _____
- Arrival time: _____
- Will a rest stop be needed?
- Chaplain identified and ready
- Bugler identified and ready
- First Aid Kit ready (**Inventory**)
- Estimated Attendance turned in to adult co-ordinator
- Patrol menus accepted
- Campout Agenda Planned (**Sample**)
- Campfire Planned (**Sample**)
- Agenda reviewed with adult
- Other: _____

Departure Responsibilities

- Take Attendance
- Distribute Maps and directions
- Patrol boxes, food, tents loaded
- Troop gear loaded (rope bag, special needs)
- Scouts in uniform

Arrival

- Tell drivers where to park
- Choose general location for patrol campsites
- Announce time for PLC meeting
- Lead PLC meeting
- Answer patrol leader questions

Program

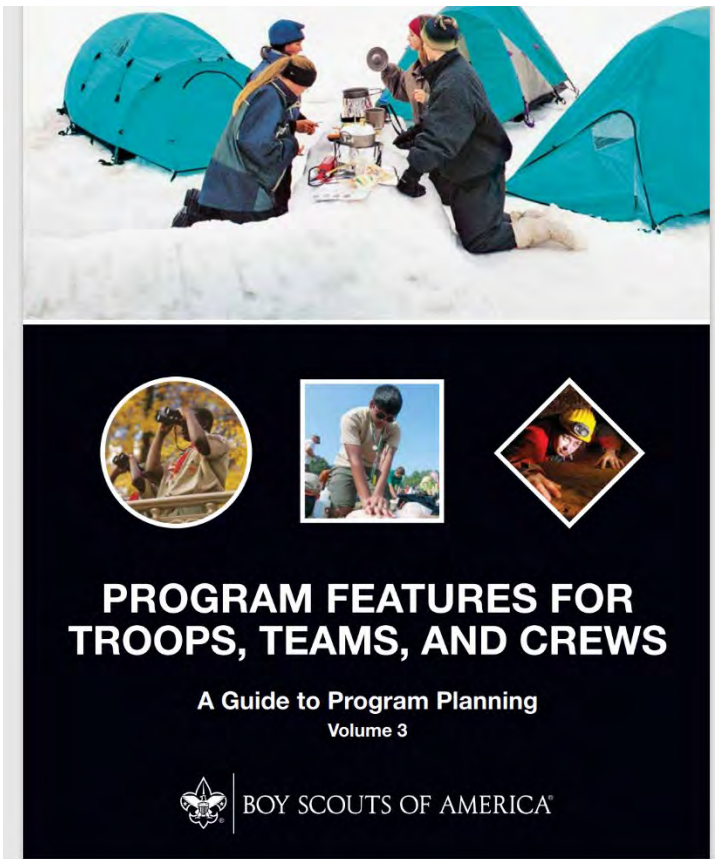
- Post Campout agenda (**Sample**)
- Prepare locations and gear for activities
- Solicit volunteers for activity leaders
- Monitor participation and success of activities
- Ensure campfire is ready before sunset

Post-trip Administration

- Schedule a Scoutmaster Conference
- Make notes of successes, failures, concerns



Planning & Time Management



Volume 1

- 1 Camping
- 2 Climbing and Rappelling
- 3 Communication
- 4 Cycling
- 5 First Aid
- 6 Games
- 7 Geocaching
- 8 Hiking
- 9 Outdoor Ethics
- 10 Paddle Sports
- 11 Pioneering
- 12 Rifle Shooting
- 13 Safety
- 14 Science
- 15 Snowboarding and Skiing
- 16 Spectator Sports

Volume 2

- 17 Archery
- 18 Backpacking
- 19 Citizenship
- 20 Engineering
- 21 Fishing
- 22 Fitness and Nutrition
- 23 Living History
- 24 Mathematics
- 25 Mentoring
- 26 Music
- 27 Orienteering
- 28 Scuba Diving
- 29 Soccer
- 30 Special Needs Awareness
- 31 Wilderness Survival
- 32 Wildlife Management

Volume 3

- 33 Caving
- 34 Cooking
- 35 COPE
- 36 Duty to God
- 37 Emergency Preparedness
- 38 Ethics
- 39 Financial Management
- 40 Multimedia
- 41 Nature and Environment
- 42 Project Planning
- 43 Shotgun Shooting
- 44 Skateboarding
- 45 Sustainability
- 46 Swimming
- 47 Technology
- 48 Winter Camping

Key



- Outdoor program features
- Sports program features
- Health and safety program features
- Citizenship and personal development program features
- STEM program features
- Arts and hobbies program features

33112
 ISBN 978-0-8395-3112-8
 ©2016 Boy Scouts of America
 2016 Printing




Prepared. For Life.®

Time Management - Meeting

 CAMPING Meeting Plan: Plan Ahead/Knots				
Week 1 Date _____				
ACTIVITY	DESCRIPTION	RUN BY	TIME*	
5 Preopening 15 minutes before meeting	Prepare several decks of index cards listing various items of camping gear, one item per card. Have small groups sort the cards in order of importance, setting aside items that shouldn't be taken camping.	3	6:45 p.m.	4
6 Opening Ceremony 10 minutes	Flag presentation Oath and Law Uniform inspection		7 p.m.	
7 Group Instruction 10 minutes	Review the Scout Basic Essentials from the <i>Boy Scout Handbook</i> ; discuss why each item should be considered essential.		7:10 p.m.	
8 Skills Instruction 85 minutes	<ul style="list-style-type: none"> Learn and practice the square knot, two half hitches, taut-line hitch, clove hitch, timber hitch, bowline, and sheet bend. Discuss how each is used in camping. Make a list of personal camping gear Scouts should have. Review the above skills. Make a camp gadget using lashings. Learn the trucker's hitch and explain its use in camping. Review the above skills. Practice splicing. Learn how to tie a monkey's fist or woggle. 		7:20 p.m.	
9 Breakout Groups 15 minutes	<ul style="list-style-type: none"> Discuss plans for the main event. Review what personal and group equipment will be needed. 		7:55 p.m.	
10 Game 15 minutes	Play Knot-Tying Relay (described earlier).		8:10 p.m.	
11 Closing 5 minutes	Announcements Leader's minute Closing		8:25 p.m.	
Total 90 minutes of meeting				
12 After the Meeting 15 minutes	Leadership team reviews plans for the next meeting and for the main event.			

*All times are suggested.

 CAMPING Main Event: Overnight Car Camp		
Date _____		
2 Logistics	Location: _____ Departure time: _____ Return time: _____ Duration of activity: Overnight Budget: Completed _____ Approved _____ Camping: Duty roster _____ Menu _____ Transportation: Group _____ Self _____ Tour and activity plan: Completed _____ Submitted _____	Essential (Tier I) Find a campsite that you can drive to and that offers plenty of opportunities for outdoor adventures. Camp overnight and hone your camping skills.
4 Equipment List	<ul style="list-style-type: none"> Camping gear (individual and group) Backpacks, canoes, or bicycles to get the group to and from the campsite (optional) Food Water Scout Basic Essentials (Review the list and take what you need.) 	
5 Activity	<ul style="list-style-type: none"> Choose your campsite and event location. Plan camping duty roster and meal plan. Develop a schedule that allows plenty of time for setting up camp the right way, including establishing defined sleeping, social, and cooking areas. Practice camping skills Scouts need to work on (fire building, cooking, knots, etc.). Participate in other activities as desired (hiking, boating, mountain biking, etc.). On departure, be sure you are leaving no trace of your presence. 	
6 Safety	Normal camping safety guidelines apply. Use the buddy system; cellphones are a good idea as appropriate. Have a first-aid kit handy.	
Notes		
For an added challenge, plan for all Scouts to reach camp under their own power—by hiking, cycling, or canoeing. If possible, have them carry their own gear. All could travel by the same means, or different groups could choose different options.		



Prepared. For Life.®

Time Management - Meeting



CUB SCOUT INVESTIGATORS

A SCOUT IS TRUSTWORTHY. HOW DOES "CUB SCOUT INVESTIGATORS" RELATE TO THIS POINT OF THE SCOUT LAW?

What happened to the cookie from the cookie jar? Everyone loves a mystery. This month, solve mysteries and become Cub Scout investigators—the most dependable detectives!

NOTE TO CUBMASTER

Pack meetings are best when they are no longer than an hour and a half in length. Pack meeting plans are guides and can be adjusted to fit the needs of your pack.

You might consider setting up tables or areas for each den to display pictures and items made during this month's adventure.

◆ BEFORE THE MEETING

Set up tables or areas for the den adventure displays (see above), if applicable.

Be sure the following materials are available for the meeting:

- Flags for the flag ceremony
- Large posters of the Scout Oath and Scout Law displayed in the front of the room or a projection of the words onto a screen or the wall
- Materials for the gathering activity, the Cub Scout Investigator ID badge; printable badges (see the Resources section), packing tape or clear contact paper, hole punch, string or yarn, crayons or colored pencils
- Costumes and awards for the recognition ceremony

◆ GATHERING

As the boys and their families arrive, have them make their own Cub Scout Investigator ID badges. Have Scouts fill out the information, and have an adult assist them with taking their fingerprints. (See the Resources section for instructions.) If time allows, have Cub Scouts examine their fingerprints and identify which type of print they have: arch, loop, or whorl.

◆ OPENING CEREMONY

The flag ceremony is led by a preassigned den. They will present the colors and lead the pack in the Pledge of Allegiance.

A Scout Is Trustworthy

A preassigned den performs the "A Scout Is Trustworthy" opening skit.

Each Cub Scout holds a large magnifying glass made out of poster board with plastic wrap stretched across the opening to resemble the glass. (See the Resources section for a template.)

Cub Scout 1: "We are Cub Scouts. You can count on us."

Cub Scout 2: "We will always do our best—in everything we do."

Cub Scout 3: "Tonight we are here to investigate"

Cub Scout 4: "The things done by you, and you, and you."

Cub Scout 5: "To examine those fun and exciting things"

Cub Scout 6: "That each of you has done."

Cub Scout 7: "And last, but not least, to have some Cub Scout fun."

Cub Scout 8: "Welcome to our pack meeting."

All: "A Cub Scout is TRUSTWORTHY!"

◆ OPENING PRAYER

"Help us discover the importance of being trustworthy. Trust is easily lost and is forever being earned. Help us to take care not to forget this. As we want to be trusted, we must be trustworthy in all things we do."

◆ WELCOME AND INTRODUCTIONS

The Cubmaster welcomes new families, visitors, and special guests by introducing them to the pack and thanking all who helped plan and prepare for the pack meeting.

◆ DEN DEMONSTRATIONS

If there is a den that needs to do some type of activity at a pack meeting for the completion of an adventure, please insert the activity here.

◆ AUDIENCE PARTICIPATION

Before reading this story, ask the audience to contribute the following words of their choice: three nouns, five adjectives, one exclamation, one verb, two plural nouns, and one number. Place the words in the story blanks as you read to create a silly mystery. Confirm that all words are appropriate before sharing the story aloud.

The Case of the _____ Leader

It was a dreary day in March when I arrived at my _____ to find a/an _____ den of Cub Scouts waiting for me. I tried to calm them down, but, well, you know Cub Scouts. I said, "Have a/an _____ Scouts, and tell me how I can help." The Cub Scouts pointed to the _____ den _____, who was sitting next to them. "Something happened to our den leader!" they _____ I could see we had a problem. The leader's hair was _____ with tons of craft supplies like _____ and _____ sticking out of it. "Did you just come from a den meeting?" I asked. The Cub Scouts nodded. "_____," I cried. "I know just what happened. This is a very _____ problem. It seems like a case of hyper-craft-itis. Your leader needs a _____-hour suspension of all craft activities. You're lucky you came to me to solve this mystery when you did, Cub Scouts. Good work."



◆ RECOGNITION

Adventure Loops and Pins:

(Note: Adventure loops and pins can be presented at a meeting or as immediate recognition in the den.)

By den, call the names of those Cub Scouts who have completed the month's adventure to come forward.

- Have the den leader pass out the awards to the boys as they receive a Cub Scout handshake from the Cubmaster.
- If time allows, invite the den leader or den chief of the den to speak about the adventure work done for that month, and have the den stand and be recognized.
- Use a positive cheer to recognize their accomplishments.

Other options:

- Have the den stand and be recognized or come forward to receive certificates for the adventure they have completed. This option would be appropriate for a den that has already received the adventure loop or pin.
- Adapt the advancement ceremony for the month's theme into an adventure loop presentation if no rank badges are being presented.

◆ RANK ADVANCEMENT

For this advancement ceremony, the Cubmaster and assistant Cubmaster should be dressed as detectives. When the skit begins, they are using magnifying glasses to examine some "clues" (awards) on a table.

Assistant Cubmaster: "These clues don't mean anything! Bobcats, Tigers, Wolves, Bears, and ... Webelos? Can you make anything of all this, Detective [Cubmaster's last name]?"

Cubmaster: "Slow down, Detective [Assistant Cubmaster's last name]. We'll get to the bottom of this mystery. What's our first clue?"

Assistant Cubmaster: "Well, the first thing I noticed were these unusual Bobcat badges. What do you think they mean?"

Cubmaster: "Aha! The Bobcat badge means that some hardworking boys have started the journey of Cub Scouting. They learned the Scout Oath, the Scout Law, the Cub Scout sign, and other important parts of becoming a Scout. Excellent find, Detective!"

(Turn to the audience and ask Cub Scouts earning the Bobcat badge to come forward along with their families. Present the Bobcat badge to the parents or guardians to award to the Scout.)

Assistant Cubmaster: "OK, I think I understand the Bobcat rank, but there are still other clues here. What about these Tiger badges?"

Cubmaster: "Ooh, well done, Detective! The Tiger rank is certainly an important part of Cub Scouting. This means a group of Tiger Scouts have been on adventures exploring nature in their backyards, working together as a team, and playing active games. Where are these deserving Tigers?" *(Ask Cub Scouts earning the Tiger badge to come forward along with their families. Present the Tiger badge to the parents or guardians to award to the Scout.)*

Assistant Cubmaster: "Detective—there's more! I see Wolf badges!"

Cubmaster: "We're on a roll now. We would only see these Wolf badges if some Cub Scouts had completed adventures performing campfire skits, hiking, practicing the Outdoor Code, and doing fitness skills." *(Ask Cub Scouts earning the Wolf badge to come forward along with their families. Present the Wolf badge to the parents or guardians to award to the Scout.)*

MARCH—TRUSTWORTHY

3

Assistant Cubmaster: "We're not done yet, Detective. Look at this: Bears!"

Cubmaster: "Yes, it's all starting to come together. Bear badges only go to those special Cub Scouts who have learned to safely use a pocketknife, who have practiced camping skill and tying knots, who have helped to host a carnival, and who have learned about citizenship and duty to God." *(Ask Cub Scouts earning the Bear badge to come forward along with their families. Present the Bear badge to the parents or guardians to award to the Scout.)*

Assistant Cubmaster: "Here's where I need help. How will we ever get to the bottom of this if I can't figure out what 'Webelos' means?"

Cubmaster: "That's a doozy, all right. If I remember correctly, Webelos Scouts must face challenging adventures like cooking in the outdoors, learning first-aid skills, improving their fitness, and conquering longer hikes." *(Ask Cub Scouts earning the Webelos badge to come forward along with their families. Present the Webelos badge to the parents or guardians to award to the Scout.)*

Assistant Cubmaster: "It's the last clue! Perhaps we'll solve the mystery if we can just figure out what this arrow is for."

Cubmaster: "Great Scott! It's the Arrow of Light! These Cub Scouts have served their communities, taken their camping skills to the next level, completed three elective adventures, and—most important—learned what it means to be a Boy Scout." *(Ask Cub Scouts earning the Arrow of Light badge to come forward along with their families. Present the Arrow of Light badge to the parents or guardians to award to the Scout.)*

Cubmaster: "Thank you for your valuable assistance, Detective. And congratulations to all of the Scouts."

◆ CUBMASTER'S MINUTE

"A detective's job is really to help people solve problems. But you don't need a magnifying glass or a fancy hat to do that. Sometimes it's as simple as listening to others and being a good friend. Sometimes it happens when you look for the good in people and show them kindness when they least expect it. There is one thing you do need, though, before you can help people. You need for them to trust you. Being trustworthy is something you earn when you practice (like a detective) telling the facts as they really are—by telling the truth. A Scout is trustworthy, and I challenge you to be someone that others can trust."

◆ CLOSING

The preassigned den performs the "Detectives" closing.

Cub Scout 1: "The case was difficult, but we rose to the challenge."

Cub Scout 2: "We weren't always sure how it would turn out, but we kept trying."

Cub Scout 3: "We found clues, like boys and adults in uniform."

Cub Scout 4: "And we found families ready to cheer on their Scouts."

Cub Scout 5: "We performed a ceremony to honor our flag."

Cub Scout 6: "We watched skits and clapped for awards."

Cub Scout 7: "It is with great pride that I declare the case to be solved!"

Cub Scout 8: "We used our detective skills to find a pack of trustworthy Cub Scouts and families sharing in fellowship and fun."

All: "Thank you for joining our pack meeting!"

The preassigned den retires the flags.

4 CUB SCOUT



Prepared. For Life.®

RESOURCES

◆ GATHERING

Cub Scout Investigator ID Badge

Materials:

- Printed badges, precut
- Packing tape or clear contact paper
- Hole punch
- String or yarn
- Crayons or colored pencils
- *Bear Handbook*, page 197, or printed examples of fingerprint types

Instructions:

1. Before the meeting, print the page below with four identification badges and make copies as needed to match the number of Cub Scouts. Cut out the badges.
2. As Cub Scouts arrive, have them fill in their information and take their fingerprints. They also can draw an "official photo" if they have time.
3. Laminate the cards using clear contact paper, clear packing tape, or a lamination machine (if available).
4. Punch a hole in the top, and use string or yarn to make it into a necklace.
5. Cub Scouts can then study their fingerprints to determine which type of print they have.



Arch



Whorl



Loop





THANK YOU!

Registration is OPEN



Prepared. For Life.®

Questions?



Prepared. For Life.®

NEXT DISTRICT ROUNDTABLE

- * February 3, 2022
- * General Session:

My.Scouting.org (Transitioning youth)

Opening: 7:00 pm

Breakout: 7:30 pm



Prepared. For Life.®

Breakout Sessions



David Crowley
Webelos
Crossover



Ed Walsh
Preparing for
new Scouts



V E N T U R I N G • B S A

None
Scheduled



Prepared. For Life.®



CUB SCOUTS

Cub Scout Roundtable Cardinal District



David Crowley
205cubmaster@gmail.com



BOY SCOUTS OF AMERICA®



CUB SCOUTS

Pinewood Derby



BOY SCOUTS OF AMERICA®



Planning the Event

- Have volunteers
 - Set up
 - Check In
 - Run the track - keep score/run software
 - Wrangle the Cubs
 - Master of Ceremony - Cubmaster
 - Concessions
 - Pit Stop - repairs
 - Photographer





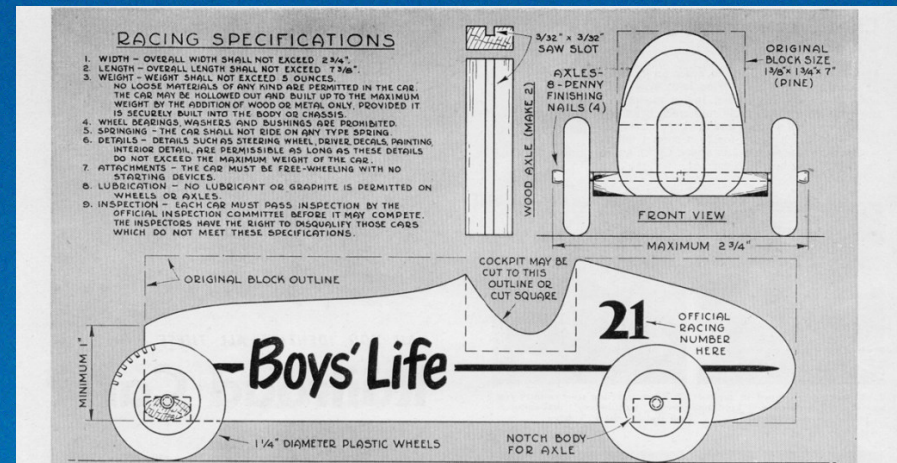
- Make a list of essential to-do's
 - Decide on a date (6-12 months out)
 - Before District PWD
 - Secure the venue (6-12 months out)
 - Pick up car kits and distribute (4-9weeks out)
 - Decide award categories
 - Additional Pack awards
 - Reach out to Scouts, BSA troop for volunteers (4 weeks out)
 - Announce schedule (2-4 weeks out)
 - Set up track (1-7 days out)
 - Check in (1-7 days out)





Pit Stop

- Tool Kit
 - Screw driver
 - Hammer
 - Dremel drill
 - Super glue
- Wheels
- Axles
- Graphite
- Scales
- Weights





Be Safe!

- Virtual event
 - Zoom, Google Meet, Facebook Live, Youtube
 - Have good gear - phone, camera, internet connection
 - Have drop off date with specific times. More than one check in day
- Socially Distanced Race
 - Select location carefully - outside is best
 - Follow CDC, BSA, and venue guidelines





Building a Car 101

- Check the rules!
- Choose a design
 - Sketch it out
- Cut out the shape
- Dremel to fine tune
- Sand, sand, sand
- Add weight
- Use graphite

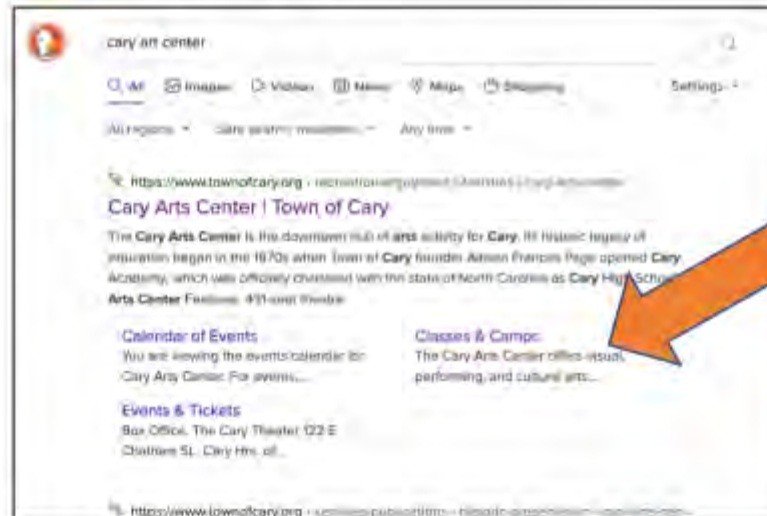




The Cary Art Center is hosting 8 Pinewood Derby Clinics to help Cub Scouts design and build their Pinewood Derby Cars. The clinics cost \$40 (\$35 for Cary resident).

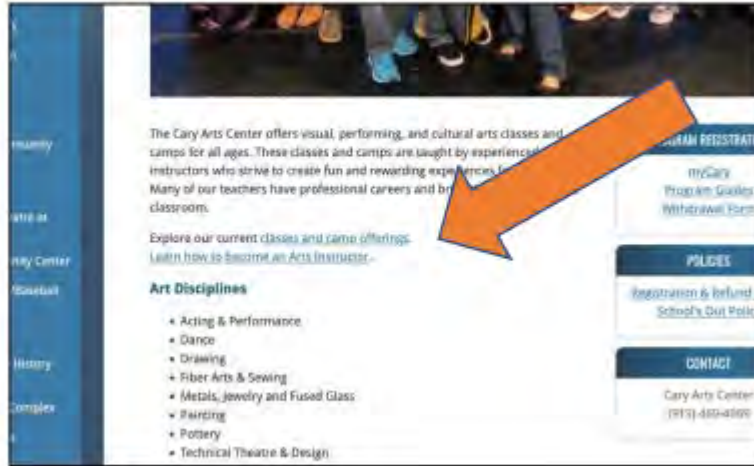
How to Register:

- 1) Google "Cary Art Center"
- 2) Select "Classes and Camps"

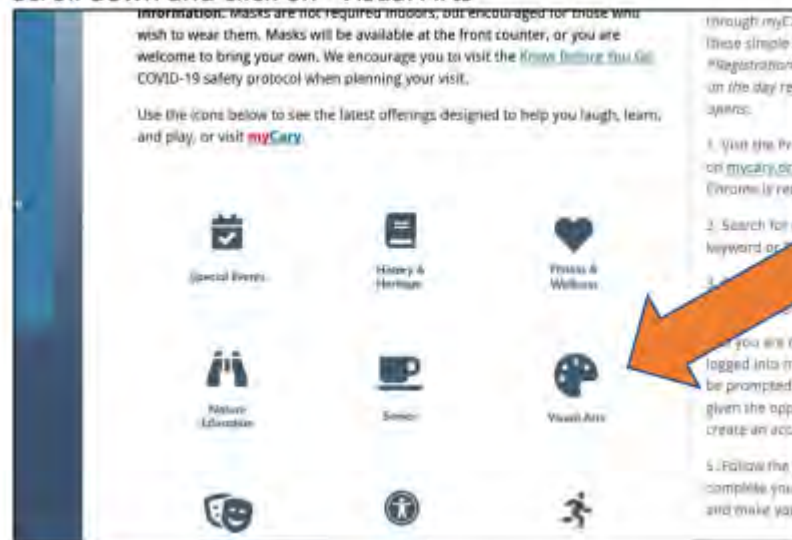




3) Scroll down and click on “class and camp offerings.”



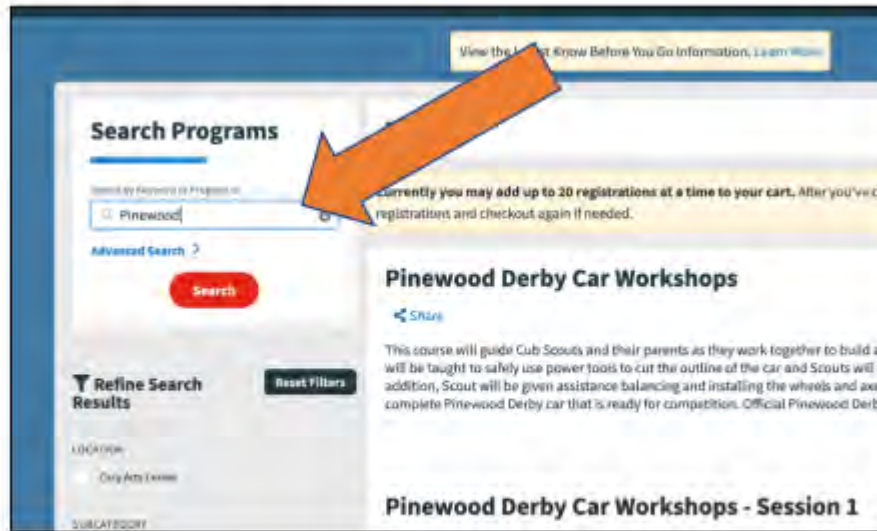
4) Scroll down and click on “Visual Arts”





CUB SCOUTS

5) Type "Pinewood" in the search box.



6) Select the date and time that is best for you, and register.

Dave Cook
Instructor

NewHillWoodworking@gmail.com



BOY SCOUTS OF AMERICA®




Make it fun!

- Awards
 - Speed
 - Best design
 - Most original
- Pack Special Awards
 - Best brakes
 - Most colorful
 - Most Scout Spirit
- Glow Derby
- Parent/Sibling races





CUB SCOUTS





Questions?

- What does your Pack do?
- How did your Pinewood Derby look last year?






CUB SCOUTS

February Round Table

- February 3rd 2022
- Bring a friend
- Subscribe to the District Calendar

 [Subscribe ▲](#)

